



November 27, 2023

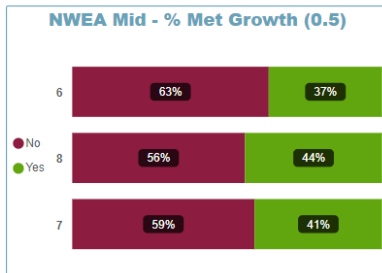
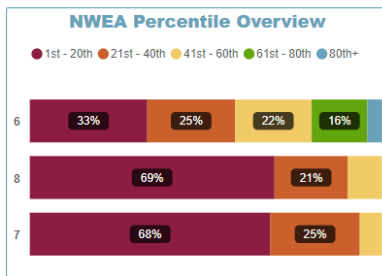
SDMC AGENDA AND NEXT STEPS

Agenda Items	Discussion	Next Steps
--------------	------------	------------

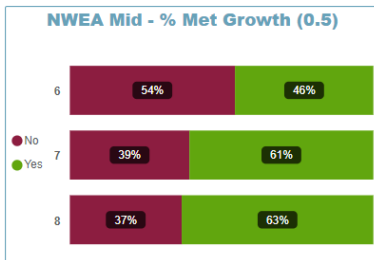
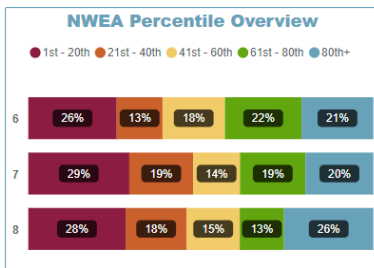
Welcome

State of the School

Reading



Math





November 27, 2023

SDMC AGENDA AND NEXT STEPS

Agenda Items	Discussion	Next Steps																											
<p style="text-align: center;">Science</p> <div data-bbox="142 457 548 743"> <p>NWEA Percentile Overview</p> <p>● 1st - 20th ● 21st - 40th ● 41st - 60th ● 61st - 80th ● 80th+</p> <table border="1"> <tr> <td>06</td> <td>21%</td> <td>9%</td> <td>14%</td> <td>20%</td> <td>36%</td> </tr> <tr> <td>07</td> <td>25%</td> <td>16%</td> <td>15%</td> <td>20%</td> <td>24%</td> </tr> <tr> <td>08</td> <td>30%</td> <td>20%</td> <td>22%</td> <td>18%</td> <td>9%</td> </tr> </table> </div> <div data-bbox="142 758 548 1043"> <p>NWEA Mid - % Met Growth (0.5)</p> <table border="1"> <tr> <td>6</td> <td>45%</td> <td>55%</td> </tr> <tr> <td>7</td> <td>43%</td> <td>57%</td> </tr> <tr> <td>8</td> <td>42%</td> <td>58%</td> </tr> </table> <p>● No ● Yes</p> </div>	06	21%	9%	14%	20%	36%	07	25%	16%	15%	20%	24%	08	30%	20%	22%	18%	9%	6	45%	55%	7	43%	57%	8	42%	58%		
06	21%	9%	14%	20%	36%																								
07	25%	16%	15%	20%	24%																								
08	30%	20%	22%	18%	9%																								
6	45%	55%																											
7	43%	57%																											
8	42%	58%																											
<p>Current and projected Enrollment BOY DEMOGRAPHICS</p> <div data-bbox="147 1163 574 1350"> </div> <table border="1" data-bbox="147 1360 574 1444"> <tr> <td>58.0% Eco. Dis.</td> <td>24.4% EB/EL</td> <td>32.3% GT</td> <td>11.3% SPED</td> </tr> </table> <table border="1" data-bbox="147 1451 574 1591"> <tr> <td>1,338 23-24 Enrollment</td> <td>1,231 22-23 Enrollment</td> </tr> <tr> <td>95% 23-24 Avg. Att.</td> <td>93% 22-23 Avg. Att.</td> </tr> </table> <p>MOY Demographics</p>	58.0% Eco. Dis.	24.4% EB/EL	32.3% GT	11.3% SPED	1,338 23-24 Enrollment	1,231 22-23 Enrollment	95% 23-24 Avg. Att.	93% 22-23 Avg. Att.	<p>Recruiting and Retaining students from the neighborhood</p> <p>How can we support our EB and Eco Dis students?</p>																				
58.0% Eco. Dis.	24.4% EB/EL	32.3% GT	11.3% SPED																										
1,338 23-24 Enrollment	1,231 22-23 Enrollment																												
95% 23-24 Avg. Att.	93% 22-23 Avg. Att.																												



November 27, 2023

SDMC AGENDA AND NEXT STEPS

Agenda Items	Discussion	Next Steps
<p>Current Attendance and Discipline</p> <p>DISCIPLINE 23-24</p> <p>Av. Staff Attendance: 96.4%</p> <p>Av. Student Attendance: 95%</p>	<p>Review attendance trend rates and discipline trend rates</p> <ol style="list-style-type: none"> What have we put in place? <ol style="list-style-type: none"> Immediate consequences for T Reward system SEL component for ISS/OSS 	
<p>Open Floor and Closing of the Meeting</p>	<p>Upcoming Events:</p> <ol style="list-style-type: none"> Winter Dance Fine Arts Performances Spring Break STAAR EOY Map 	<p>Meeting Dates:</p> <ul style="list-style-type: none"> September 26, 2023 October 25, 2023 (Needs Assessment) November 16, 2023 (Emergency Meeting-- Review SIP) November 27, 2023 February 13, 2024 April 30, 2024