



February 13, 2024

SDMC AGENDA AND NEXT STEPS

Agenda Items	Discussion	Next Steps																																																			
<p>Welcome</p>																																																					
<p>State of the School</p> <div data-bbox="142 611 524 930"> <p>Reading</p> <p>NWEA Percentile Overview</p> <p>● 1st - 20th ● 21st - 40th ● 41st - 60th ● 61st - 80th ● 80th+</p> <table border="1"> <tr> <td>6</td> <td>33%</td> <td>25%</td> <td>22%</td> <td>16%</td> </tr> <tr> <td>8</td> <td>69%</td> <td>21%</td> <td></td> <td></td> </tr> <tr> <td>7</td> <td>68%</td> <td>25%</td> <td></td> <td></td> </tr> </table> </div> <div data-bbox="142 947 524 1215"> <p>NWEA Mid - % Met Growth (0.5)</p> <table border="1"> <tr> <td>6</td> <td>63%</td> <td>37%</td> </tr> <tr> <td>8</td> <td>56%</td> <td>44%</td> </tr> <tr> <td>7</td> <td>59%</td> <td>41%</td> </tr> </table> </div> <div data-bbox="142 1262 516 1572"> <p>Math</p> <p>NWEA Percentile Overview</p> <p>● 1st - 20th ● 21st - 40th ● 41st - 60th ● 61st - 80th ● 80th+</p> <table border="1"> <tr> <td>6</td> <td>26%</td> <td>13%</td> <td>18%</td> <td>22%</td> <td>21%</td> </tr> <tr> <td>7</td> <td>29%</td> <td>19%</td> <td>14%</td> <td>19%</td> <td>20%</td> </tr> <tr> <td>8</td> <td>28%</td> <td>18%</td> <td>15%</td> <td>13%</td> <td>26%</td> </tr> </table> </div> <div data-bbox="142 1589 516 1848"> <p>NWEA Mid - % Met Growth (0.5)</p> <table border="1"> <tr> <td>6</td> <td>54%</td> <td>46%</td> </tr> <tr> <td>7</td> <td>39%</td> <td>61%</td> </tr> <tr> <td>8</td> <td>37%</td> <td>63%</td> </tr> </table> </div>	6	33%	25%	22%	16%	8	69%	21%			7	68%	25%			6	63%	37%	8	56%	44%	7	59%	41%	6	26%	13%	18%	22%	21%	7	29%	19%	14%	19%	20%	8	28%	18%	15%	13%	26%	6	54%	46%	7	39%	61%	8	37%	63%	<p>STAAR ELAR Goals and Incentives</p> <ol style="list-style-type: none"> 1. What types of incentives would be feasible? 2. Bikes? <p>Coffee with the principal to discuss NWEA growth and what it means</p>	<p>Set Goals with students for NWEA.</p> <ol style="list-style-type: none"> 1. Khan Academy Goals (Math Mappers) 2. IXL Minute prizes <p>Set up Coffee with the principal, both in person and virtually to explain NWEA testing and growth</p>
6	33%	25%	22%	16%																																																	
8	69%	21%																																																			
7	68%	25%																																																			
6	63%	37%																																																			
8	56%	44%																																																			
7	59%	41%																																																			
6	26%	13%	18%	22%	21%																																																
7	29%	19%	14%	19%	20%																																																
8	28%	18%	15%	13%	26%																																																
6	54%	46%																																																			
7	39%	61%																																																			
8	37%	63%																																																			



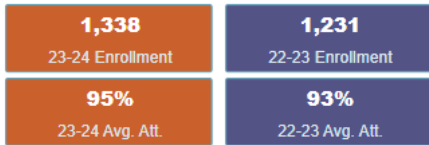
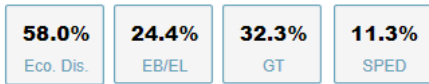
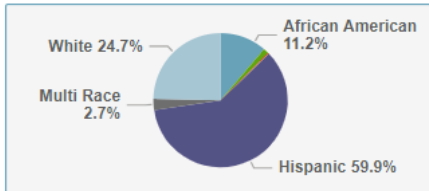
February 13, 2024

SDMC AGENDA AND NEXT STEPS

Agenda Items	Discussion	Next Steps
--------------	------------	------------

<div data-bbox="142 401 547 441"> <p>Science</p> </div> <div data-bbox="147 457 547 743"> <p>NWEA Percentile Overview</p> <p>● 1st - 20th ● 21st - 40th ● 41st - 60th ● 61st - 80th ● 80th+</p> <table border="1"> <tr> <td>06</td> <td>21%</td> <td>9%</td> <td>14%</td> <td>20%</td> <td>36%</td> </tr> <tr> <td>07</td> <td>25%</td> <td>16%</td> <td>15%</td> <td>20%</td> <td>24%</td> </tr> <tr> <td>08</td> <td>30%</td> <td>20%</td> <td>22%</td> <td>18%</td> <td>9%</td> </tr> </table> </div> <div data-bbox="147 760 547 1045"> <p>NWEA Mid - % Met Growth (0.5)</p> <table border="1"> <tr> <td>6</td> <td>45%</td> <td>55%</td> </tr> <tr> <td>7</td> <td>43%</td> <td>57%</td> </tr> <tr> <td>8</td> <td>42%</td> <td>58%</td> </tr> </table> <p>● No ● Yes</p> </div>	06	21%	9%	14%	20%	36%	07	25%	16%	15%	20%	24%	08	30%	20%	22%	18%	9%	6	45%	55%	7	43%	57%	8	42%	58%		
06	21%	9%	14%	20%	36%																								
07	25%	16%	15%	20%	24%																								
08	30%	20%	22%	18%	9%																								
6	45%	55%																											
7	43%	57%																											
8	42%	58%																											

Current and projected Enrollment BOY DEMOGRAPHICS



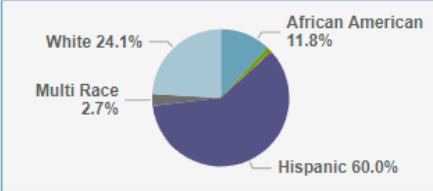
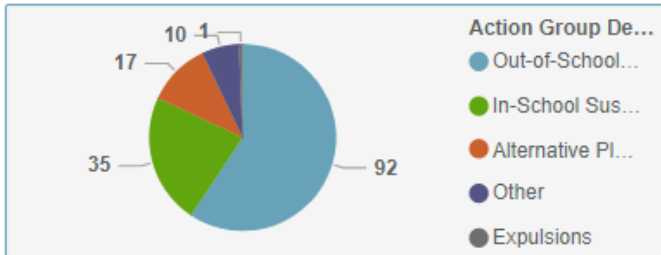
MOY Demographics

<p>Recruiting and Retaining students from the neighborhood</p> <p>1. Winter Showcase</p> <p>How can we support our EB and Eco Dis students?</p>	<p>Winter Showcase was a huge success. Over 200 families attended and our initial applications for phase 1 are the highest they have ever been.</p> <p>Increase Interventions and support. Hired Hourly Lecturer for assist with ELAR pullouts. Hired Academic clerk to assist in classes with EB students and hired ELAR teacher to decrease the</p>
---	---



February 13, 2024

SDMC AGENDA AND NEXT STEPS

Agenda Items	Discussion	Next Steps												
 <table border="1" data-bbox="146 609 576 840"> <tr> <td>58.2% Eco. Dis.</td> <td>25.0% EB/EL</td> <td>32.4% GT</td> <td>11.3% SPED</td> </tr> <tr> <td>1,336 23-24 Enrollment</td> <td colspan="3">1,231 22-23 Enrollment</td> </tr> <tr> <td>95% 23-24 Avg. Att.</td> <td colspan="3">93% 22-23 Avg. Att.</td> </tr> </table>	58.2% Eco. Dis.	25.0% EB/EL	32.4% GT	11.3% SPED	1,336 23-24 Enrollment	1,231 22-23 Enrollment			95% 23-24 Avg. Att.	93% 22-23 Avg. Att.				load and provide more intervention classes.
58.2% Eco. Dis.	25.0% EB/EL	32.4% GT	11.3% SPED											
1,336 23-24 Enrollment	1,231 22-23 Enrollment													
95% 23-24 Avg. Att.	93% 22-23 Avg. Att.													
<p>Current Attendance and Discipline</p> <p>DISCIPLINE 23-24</p>  <table border="1" data-bbox="146 1302 803 1438"> <tr> <td>Av. Staff Attendance 96.4%</td> <td>Av. Student Attendance 95%</td> </tr> </table>	Av. Staff Attendance 96.4%	Av. Student Attendance 95%	<p>Review attendance trend rates and discipline trend rates</p> <ol style="list-style-type: none"> What have we put in place? <ol style="list-style-type: none"> Immediate consequences for T Reward system SEL component for ISS/OSS 	SDMC is looking at a reward system for students being on time to class and present. Rewards considered are panther points which can be used at the food trucks or in the Panther Store on Fridays.										
Av. Staff Attendance 96.4%	Av. Student Attendance 95%													
<p>Open Floor and Closing of the Meeting:</p> <p>Discussion included Spring Recruitment and using baseball and/or softball game for recruiting. Discussion also included using Fine Arts as a recruiting tool as well. Winter Showcase pulled in 200 families.</p>	<p>Upcoming Events:</p> <ol style="list-style-type: none"> Winter Dance Fine Arts Performances Spring Break STAAR EOY Map 	<p>Meeting Dates:</p> <p>September 26, 2023 October 25, 2023 (Needs Assessment) November 16, 2023 (Emergency Meeting-- Review SIP) November 27, 2023 February 13, 2024 April 30, 2024</p>												