



BOND OVERSIGHT COMMITTEE WORKBOOK

Meeting

October 18, 2011

Presented by

Construction and Facility Services

Customer Focused...Always Responsive!

Bond Oversight Committee Meeting

October 18, 2011

8:30 a.m.

AGENDA

- | | | |
|----|------------------------------------|-----------------------------|
| 1. | Welcome | Issa Dadoush |
| 2. | Minutes from July 19, 2011 | Issa Dadoush |
| 3. | Executive Summary | Issa Dadoush |
| 4. | Financial Report | Ken Huewitt
Tonya Savoie |
| 5. | Project Update Report | Dan Bankhead |
| 6. | Business Development (MWBE) Report | Alexis Licata |
| 7. | Supplemental Program Information | Issa Dadoush |
| 8. | Executive Session | Chris Hudson/Leo Bobadilla |



CONSTRUCTION AND FACILITY SERVICES

Customer Focused Always Responsive!

CONSTRUCTION SERVICES DIVISION

3200 Center Street • Houston, TX 77007

BOND OVERSIGHT COMMITTEE MEETING

Welcome to the Bond Oversight Committee Meeting!

We believe ourselves to be fortunate in sharing this vital information that demonstrates Construction and Facility Services (CFS) capabilities, challenges, and successes in serving the Houston Independent School District community. CFS takes pride in producing a worthy learning environment at our campuses for our students, faculty and staff.

The details found within contain Minutes from the July 2011 meeting, Financials that will be presented by Ken Huewitt and Tonya Savoie, and a Project Update Report given by Dan Bankhead.

We will discuss the newest details of the Minority and Women-owned Business Enterprise – M/WBE Report by Alexis Licata, and Issa Dadoush will review several initiative, program improvements, and special projects being undertaken by CFS.

For more information, please visit the Construction and Facility Services website at www.HISDprojects.com. We certainly welcome your comments and suggestions on the information presented this morning.

Thank you for attending.



CONSTRUCTION AND FACILITY SERVICES

Customer Focused Always Responsive!

CONSTRUCTION SERVICES DIVISION

3200 Center Street • Houston, TX 77007

MEETING NOTES

PROJECT: **Bond Oversight Committee Meeting**
2007 HISD Facilities Capital (Bond) Program

PROJECT NO:

LOCATION: Hattie Mae White Educational Support Center
Superintendent's Large Conference Room (3SE36)
4400 West 18th Street
Houston, Texas 77092

DATE: 19 July 2011

TIME: 8:30 A.M.

PRESENT: **Bond Oversight Committee (BOC)** **Houston Independent School District (HISD)**
Mr. Chris Hudson, Chair
Mr. Gary White, Co-Chair
Ms. Mary Nesbitt
Mr. Carroll Robinson
Dr. D.V. 'Sonny' Flores
Ms. Li Doyle
Team Members and Guests
Mr. James Rice, Rice & Gardner
Mr. Kenneth English, AECOM
Mr. Mark Metyko, Atser
Mr. Ben Mendez, PMG
Mr. Vladimir Naranjo, PMG
Mr. Leo Bobadillo, Business Operations
Mr. Dan Bankhead, Construction & Facility Svcs.
Mr. Issa Dadoush, Construction & Facility Svcs.
Ms. Tonya Savoie, Finance
Ms. Kathi Redricks, Finance
Ms. Samaria McDonald, Constr. & Facility Svcs.
Mr. Mark Miranda, Business Operations
Ms. Alexis Licata, Business Assistance
Mr. John Gerwin, Construction Auditing
Mr. Elvis Eaglin, Procurement
Ms. Tomi Adesida, Business Operations

The general purpose of this meeting was to brief the Oversight Committee members on the current status of the new construction and renovation projects funded through the 2007 Facilities Capital Program and to discuss related issues, questions, and activities:

Action	Item No.	Discussion	Due Date
	Introduction		
	1.	Mr. Dadoush called the meeting to order at 8:35 A.M. After the welcome and a few introductory remarks, he announced that Mr. Ber Pieper, the long time Chair of the Bond Oversight Committee (BOC), tendered his resignation. Mr. Dadoush expressed great appreciation for Mr. Pieper's years of dedicated service to the District and exemplary leadership of the BOC. Mr. Dadoush was also pleased to announce that Mr. Chris Hudson has agreed to serve as the new Chair of the BOC and Mr. Gary White had accepted the position of Vice-Chair. The new Chair articulated the Committee's gratitude to Mr. Pieper for his contributions and explained that he did not plan to make any significant changes in the direction of the Committee's workings. He noted that communication of the vast amount of information associated with the Bond Program had improved—the Traffic Light Report has been a very useful tool in achieving those improvements.	



CONSTRUCTION AND FACILITY SERVICES

Customer Focused Always Responsive!

CONSTRUCTION SERVICES DIVISION

3200 Center Street • Houston, TX 77007

Action	Item No.	Discussion	Due Date
		Meeting Minutes from April 20, 2011:	
	2.	<p>A draft of the previous meeting minutes was reviewed. Mr. Dadoush explained the minutes have been marked 'DRAFT' to allow review by the Committee and incorporation of revisions prior to final approval.</p> <p>Committee members noted there were two different spellings of Ms. Doyle's first name in Section No. 1. The correct spelling of her first name should be "Li". A motion was made to approve the meeting with this minor revision and it was seconded.</p>	
		Financial Report	
	3.	<p>The Financial Report was presented next. Ms. Redricks directed everyone's attention to the Executive Summary that had been added to the front of the Financial Report. This summary provides a high level overview of the financial information and outlines the budget, actual spending to date, and the remaining funding from inception to date of the Program.</p> <p>Several items in the summary were briefly discussed including the total Program funding of \$1.1 billion, current encumbrances of \$208.0 million, actual expenditures of \$403.6 million, and the remaining available balance of \$503.2 million</p>	
	4.	<p>The Executive Summary also contained a brief explanation of the financial implications of the indicators on the Traffic Light Report. Red light indicators identify projects that have been either substantially delayed or that are significantly over budget. Yellow lights denote projects that have been slightly to moderately delayed, may be somewhat over budget, or may anticipate some future budgetary challenges. Ms. Redricks concluded by explaining that green lights symbolize projects that are on schedule and within budget tolerances.</p> <p>Most of the projects are within budget tolerances and on schedule, except for 6 projects. A brief explanation of the why these projects were marked with yellow and red traffic lights was outlined in the Summary.</p>	
	5.	<p>The Summary also indicated a \$9.0 million of remaining balance that will be realized from future sales and other resources. Committee members described this balance as shortfall and asked how this shortfall would be addressed. Ms. Savoie responded that a pending real estate sale should address this issue. A bid for \$9.7 million had been tendered. The District and the bidder are in the process of performing their due diligence and anticipate closing on this property fairly soon.</p>	
	6.	<p>Mr. Robinson inquired about the 'Other Sources' of funding shown on the top line and the 'Reserves' indicated on the bottom line. In response, Finance stated that Other Sources included:</p> <ul style="list-style-type: none">• GF1 – Board Member Funding;• GF1 – Track Projects Funding;• Related GF1 Projects; and,	



CONSTRUCTION AND FACILITY SERVICES

Customer Focused Always Responsive!

CONSTRUCTION SERVICES DIVISION

3200 Center Street • Houston, TX 77007

Action	Item No.	Discussion	Due Date
		<ul style="list-style-type: none">• Priority HVAC Funding (\$8.4 million) that was rolled back into the Program. <p>There was a follow-up question regarding two figures shown in the paragraph above the chart in the Summary. These two components, \$8.7 million for the Athletic Track Program and \$8.4 million for the HVAC Program, were included in the Other category. The source of the \$8.7 million was the General Fund and the \$8.4 million was derived from Pay-As-You-Go Funds.</p> <p>Further discussion revealed that the \$8.4 million recaptured Pay-As-You-Go Funds were part of a \$47.0 million (approximately) allocation for the Priority HVAC Repairs Program. Projects that were not completed under the original allocation were included in the scope of work of the renovation projects.</p>	
Finance	7.	<p>Mr. Robinson cited the usefulness of the funding and expenditures chart in the Executive Summary. He asked if the chart could be expanded/enhanced to track the breakdown of the funding sources to indicate expenditures by Bond proceeds, Pay-As-You-Go monies, and the other funds.</p> <p>The meeting discussion then focused on the project by project financial status reports and the contingency allowances status reports. Ms. Savoie reviewed the highlights of these reports and mentioned some of the financial flags they look for as performance indicators.</p> <p>Ms. Nesbitt asked about the request made by Mr. Pieper in a previous meeting that would track the reserve funding that has been spent in the contingency fund and how much of that funding was available.</p> <p>Ms. Savoie referred the Committee back to the second report in the binder which tracks the contingency allowance funds.</p>	
	8.	<p>The Committee also asked about the triggers for sweeping project savings. Finance explained if bids, competitive sealed proposals, or the guaranteed maximum price for a project comes in more than 5% under budget, then those savings above 5% are returned to the Program Reserves.</p> <p>Ms. Nesbitt asked if there is a way to track whether there are remnant dollars that have not been swept in a project. If so, she would like to see what that high level view looks like.</p>	
Finance		<p>Finance agreed to provide a schedule of the original Project Reserve from December 2010 and the sweeps that have occurred since December.</p> <p>Project Update Report:</p> <p>Next, Construction and Facility Services presented an update on the status of projects in the Facilities Capital Program. Mr. Bankhead began with a summary of the Traffic Light Report. Currently, there are 180 new school and/or renovation projects in the Program. Of those, 28 projects are in the Planning Phase, 54 projects are in the Design or Construction Documents Phase, and 19 projects are in the Bidding Phase. Also, there are 65 projects under construction this summer.</p>	



CONSTRUCTION AND FACILITY SERVICES

Customer Focused Always Responsive!

CONSTRUCTION SERVICES DIVISION

3200 Center Street • Houston, TX 77007

Action	Item No.	Discussion	Due Date
		<p>Mr. Bankhead remarked that what is even more interesting is how these figures compare with the promises made to the community and the public during the 2007 Bond election campaign. In 2007, HISD promised to make the following facilities improvements throughout the District:</p> <ul style="list-style-type: none">• Build 13 new schools to replace aging facilities—when school starts in August, we will have completed 10 of those new schools and the other 3 are under construction for completion later this year;• Construct 3 new schools to relieve overcrowding—2 of those schools are currently under construction and will be completed in 2012 and 2013, respectively;• Provide 2 new Early College High School (ECHS) facilities—1 facility has been completed and the Planning Phase for the other has started;• Replace outdated facilities with low enrollment with 6 new schools—4 of those facilities are under construction and the other 2 will start construction later this year; and,• Build expansions at 2 schools to relieve overcrowding—those 2 project have been completed and 3 additional badly needed expansions have been added to the Program (...2 of those projects are under construction as well).	
CFS	11.	<p>Dr. Flores asked for a list of the school projects that were assigned to each of the construction managers-program administrators (CMPA's) and any information on how the projects were distributed at the beginning of the Program. Construction and Facility Services agreed to provide that information.</p> <p>12. The Project Status Report continued with a discussion of the projects with yellow and red traffic light indicators. Mr. Bankhead explained the reasons for concern with each of these projects and what measures had been implemented to mitigate any problems with those projects.</p> <p>It was noted that several issues had been resolved since the June 30, 2011 cutoff date of the Status Report.</p> <p>13. Mr. Bankhead also highlighted the start of planning for the North Early College High School and the addition of several Trustee allocations to various projects. These allocations allowed the project teams to address some unbudgeted, but much needed repairs and/or improvements to the various campuses across the District.</p>	
CFS	14.	<p>Mr. Robinson made a second request for information on the status of the CMPA contracts to date and what provisions are being taken before the end of their contracts in December of 2012.</p>	



CONSTRUCTION AND FACILITY SERVICES

Customer Focused Always Responsive!

CONSTRUCTION SERVICES DIVISION

3200 Center Street • Houston, TX 77007

Action	Item No.	Discussion	Due Date
	15. Business Development (M/WBE) Report:		
		Ms. Licata began with the introduction of Ms. Adesida, a fellow with Rice University who has been working on a summer internship with their department. Ms Licata reported on the outreach programs events and mentor workshops that have taken place since the committee meeting in April.	
Business Assistance /Finance		Mr. Robinson requested for the next meeting, a pie chart that would reflect what dollars were spent and how much of that is minority and/or women owned businesses and can give the committee an idea of which of group is in the process of receiving a PO. He also requested that there be a way that the system could reconcile the figures on the reports that were received from the Finance Team and the Business Assistant Department	
Business Assistance	16.	Committee Member Robinson requested a report on the number of MWBE - WBE contractors that are inclusive in the current bond and the number of women and minority contractors that applied to get into the system and was successful and of those, how many won multiple contracts. Secondly, how many contractors applied and either succeeded or failed and what procedures were followed to help bring those failures up to capacity so they could come back and seek second or third opportunities to meet the standards to be successful.	
	17. Construction and Facility Services Progress Update:		
		In the interest of time, Mr. Bobadillo suggested to the Committee Members that the CFS Progress Update be omitted unless there were any questions. There were no questions or comments at that time and the meeting was adjourned.	
	18. Executive Session:		
		There was no Executive Session. The next meeting is scheduled for October 18, 2011, at 8:30 a.m. at the Hattie Mae White Educational Support Center, 4400 W. 18 th Street.	
	19.	The general meeting adjourned at approximately 10:45 A.M.	

The information outlined above reflects the author's understanding of the key discussions and decisions reached during this meeting. Should you have any additions and/or clarifications to these meeting notes, please notify the author in writing promptly. These notes will be relied upon as the approved record of the meeting, unless a written notice to the contrary is sent to the author within seven (7) days of the submission of these meeting notes.

Prepared by Construction and Facility Services:

Executive Summary: Transforming Schools Brick By Brick

Major facility upgrades are happening at schools across the city thanks to the \$805 million bond proposal that voters approved in 2007. At the beginning of this school year, HISD opened six new campuses (*Almeda, Frost, Lovett, DeChaumes, Berry, and Horn Elementary Schools*) and completed the renovations at 60 other campuses

Two additional new campuses (*Lewis Elementary School and Belfort Early Childhood Academy*) opened this fall, and another campus (*deAnda Elementary School*) will open later this fall.

HISD made many commitments to the public in 2007, and those commitments are being fulfilled.

Pledges HISD made to taxpayers in 2007 included:

1. Initiate a district-wide effort to upgrade campus safety and security

What's been done:

- New fencing installed at 31 schools
- More than 8,000 additional campus security cameras installed

2. Build 13 new schools to replace aging facilities

What's been done:

- Ten of those schools (*Almeda, Berry, DeChaumes, Frost, Gregg, Herod, Horn, Lovett, Patterson, and Piney Point Elementary Schools*) are open and serving our students.
- Three of those schools (*Carnegie Vanguard High School, Roosevelt and Cunningham Elementary Schools*) are under construction and two of which will open later in the school year.

3. Build 3 new schools to relieve crowding

What's been done:

- Two of those schools (*Billy Reagan K-8 School, Neff/White Elementary*) are under construction
- *deAnda Elementary School* is almost finished.

4. Replace outdated schools with low enrollment with 6 new schools

What's been done:

- Three of those schools (*Atherton, Allen/Kennedy, and Peck/MacArthur*) are under construction
- *Lewis Elementary Schools* is finished
- Two of those schools (*Scott/Dogan and Sherman/Crawford Elementary Schools*) will begin construction later this year.

5. Expand 2 schools to relieve crowding

What's been done:

- Two of those projects (*Crockett and Valley West Elementary Schools*) are finished.
- Three ADDITIONAL expansions (*Bellaire and Sharpstown High Schools, and Grady Middle School*) have been added to the building program, two of which are underway with construction.

6. More than 134 school renovation/repair projects

What's been done:

- Projects have been completed at 60 schools and are ongoing at more than 42 other schools throughout the city. This work includes:
 - Roof replacements/repairs
 - Heating/ventilation and air-conditioning improvements
 - Americans with Disabilities Act related improvements
 - Lighting, electrical, and plumbing improvements
 - Door/window improvements
 - Restroom upgrades
 - Science laboratory upgrades

Introduction

Given the social demands to provide better learning environments and better access to new technology, as well as the continual aging of the nation's more than 90,000 public school buildings, the expectation might be for robust school construction programs in the years ahead. The good news is that HISD 2007 Facilities Capital Program (FCP) continues to gain momentum and projected spending is on track.

Expenditures related to the construction phase of the program have significantly increased the spending rate. Financial results for Fiscal Year (FY) 2011 indicate that the spending rate is up by 218 percent from FY2010. Total construction spending for FY2011 was \$285,584,934 compared to FY2010 of \$130,853,709. This represents an increase of \$154,731,226.

September's financial reports reflect that the FCP has spent a total of \$505.4 million on new school construction and renovations projects, of which \$405.5 million (or 80 percent) was funded by the Rebuild 2007 Program.

The table below provides the school construction projects spending by funding source and outlines the budgeted funding, actual funding, actual/committed expenditures, and available/remaining funding from inception through September 30, 2011.

Actual Committed Spending

Funding Source	Budgeted Funding	Actual Funding	Actual Committed	Available Funding
Bond Issue	\$ 805,000,000	\$ 805,000,000	\$ 504,600,018	\$ 300,399,982
Pay As You Go	145,000,000	145,000,000	47,332,321	97,667,679
Capital Project Funds*	95,000,000	86,620,452	25,950,527	60,669,925
Public Facility Corp.	48,000,000	48,000,000	45,980,086	2,019,914
Other	83,130,677	83,130,676	59,352,206	23,778,470
Total	<u>\$ 1,176,130,677</u>	<u>\$ 1,167,751,128</u>	<u>\$ 683,215,158</u>	<u>\$ 484,535,970</u>

* The \$8.3M remaining from the Capital Project funds relates to proceeds from future real estate sales and /or other reserves.

The current overall financial status report for the 2007 Facilities Capital Program comprised of total funding of \$1,167,751,128, actual committed of \$683,215,158 (include encumbrances of \$177,768,910 and actual expenditures \$505,446,248). This results in a remaining/ available balance of \$484,535,970.

For the period September 30, all projects are currently on budget and on schedule, with exceptions as noted in the Traffic Light Report.

In summary, the FCP construction projects are well underway. Each project has a project contingency for any unforeseen items that may occur during the progress of the project. With more than 42 percent of the actual funding available for spend, the program should retain the current momentum and ensure that the capital improvement program completed with the Capital Improvement Program (CIP) funds is consistent with the promises made to the community.

Budgets
Commitments
Available Funds
By
Project

Facilities Capital Program - Project Budget/Commitment/Available Funds Report
As of September 30, 2011

Org and Campus		Total	CMPA Fees	SAP Budget	Pre-Encumb	Encumbrance	Actual	Available
				\$	\$	\$	\$	\$
001	Austin H.S.	4,124,289.00	220,385.00	3,903,904.00		50,860.84	711,813.58	3,141,229.58
002	Bellaire H.S.	16,657,748.00	286,150.00	16,371,598.00		8,823,850.57	3,572,812.33	3,974,935.10
003	Davis H.S.	5,391,451.00	238,095.00	5,153,356.00		582,604.96	3,122,252.31	1,448,498.73
004	Furr H.S.	11,888,962.00	752,785.00	11,136,177.00		3,815,078.83	4,928,395.29	2,392,702.88
006	Jones H.S.	5,416,992.00	277,035.00	5,139,957.00		321,011.00	3,683,409.48	1,135,536.52
007	Kashmere H.S.	4,506,789.31	236,175.00	4,270,614.31		169,069.77	859,132.97	3,242,411.57
008	Lamar H.S.	8,053,095.00	477,175.00	7,575,920.00		131,030.35	958,411.33	6,486,478.32
009	Lee H.S.	4,740,077.00	237,160.00	4,502,917.00		538,104.88	1,770,223.46	2,194,588.66
010	Madison H.S.	6,921,076.00	355,795.00	6,565,281.00		3,411,803.58	1,831,476.59	1,322,000.83
011	Milby H.S.	2,604,060.90	169,950.00	2,434,110.90		15,603.07	743,843.33	1,674,664.50
014	Sterling H.S.	4,432,601.00	233,970.00	4,198,631.00	3,552.90	64,216.53	903,944.88	3,226,916.69
015	Waltrip H.S.	22,497,300.00	1,279,575.00	21,217,725.00		262,605.97	2,087,683.43	18,867,435.60
016	Washington H.S.	3,834,648.00	183,810.00	3,650,838.00		501,577.81	586,026.06	1,333,939.46
017	Westbury H.S.	6,554,999.00	147,730.00	6,407,269.00		1,540,171.77	1,847,446.95	3,019,650.28
019	Worthing H.S.	20,302,977.20	734,391.00	19,568,586.20		908,013.56	1,346,077.19	17,314,495.45
020	Yates H.S.	4,275,403.00	204,655.00	4,070,748.00		2,381,181.66	1,331,787.31	357,779.03
023	Sharpstown H.S.	6,177,064.00	153,340.00	6,023,724.00		42,178.53	2,814,653.90	3,166,891.57
024	Scarborough H.S.	12,378,046.00	737,880.00	11,640,166.00	2,450.00	1,874,813.77	8,213,266.74	1,549,635.49
025	HSVPA	4,688,437.00	283,745.00	4,404,692.00		3,139,634.94	488,497.08	776,559.98
029	C.L.C. HS	978,760.54	0.00	978,760.54		107,328.19	856,517.07	14,915.28
033	Jordan H.S.	2,663,108.00	152,955.00	2,510,153.00		61,274.00	315,612.77	2,133,266.23
034	Law Enf/Crim Just	781,877.10	72,215.00	709,662.10		17,356.66	200,914.50	491,390.94
036	Westside HS	1,030,375.97	0.00	1,030,375.97		191,080.94	803,963.59	35,331.44
038	Carter Career Center	2,959,935.42	0.00	2,959,935.42		423,988.03	1,104,826.80	1,431,120.59
039	Rogers, T.H. M.S.	7,000,622.00	423,445.00	6,577,177.00		11,004.99	115,428.11	724,004.75
041	Attucks M.S.	5,055,239.00	302,610.00	4,752,629.00		1,377,490.62	2,076,662.69	1,298,475.69
042	Black M.S.	6,026,394.00	370,370.00	5,656,024.00		1,781,711.67	2,878,271.87	996,040.46
043	Burbank M.S.	14,488,670.00	765,938.00	13,722,732.00	4,665.80	590,967.11	11,889,957.62	1,237,141.47
044	Cullen M.S.	12,467,174.00	753,445.00	11,713,729.00		436,475.93	983,707.93	10,293,545.14
045	Deady M.S.	3,400,839.00	200,530.00	3,200,309.00		57,618.07	316,000.43	2,826,690.50
046	Edison M.S.	1,375,126.00	75,900.00	1,299,226.00		23,353.00	216,570.16	1,059,302.84
047	Fonville M.S.	11,076,547.00	655,160.00	10,421,387.00		704,842.06	8,145,171.79	1,571,373.15
048	Clifton M.S.	9,028,804.00	524,367.00	8,504,437.00	2,080.00	2,803,300.37	4,421,821.22	1,277,235.41
049	Hamilton M.S.	2,142,370.00	123,791.00	2,018,579.00		30,287.45	505,279.09	1,483,012.46
050	Holland M.S.	3,219,773.00	178,090.00	3,041,683.00		48,064.18	476,023.24	2,517,595.58
052	Henry M.S.	2,587,301.00	132,055.00	2,455,246.00		141,118.50	2,068,823.79	245,303.71
053	Hogg M.S.	9,064,876.00	375,925.00	8,688,951.00	1,316.25	373,547.44	1,327,417.74	6,986,669.57
054	Jackson M.S.	13,681,192.00	862,448.00	12,818,744.00	17,323.78	3,939,936.42	6,115,967.88	2,745,515.92
055	Johnston M.S.	7,190,470.00	413,710.00	6,776,760.00		3,722,829.56	2,285,023.52	768,906.92
056	Welch M.S.	7,070,597.00	446,215.00	6,624,382.00		1,207,101.62	4,290,587.92	1,126,692.46
057	Lanier M.S.	1,938,466.00	123,420.00	1,815,046.00		51,978.17	1,444,136.47	318,931.36
059	Long M.S.	10,449,740.00	632,060.00	9,817,680.00		1,749,076.75	5,868,036.61	2,200,566.64
060	Revere M.S.	1,101,948.57	53,625.00	1,048,323.57	185.27	12,749.15	563,481.77	471,907.38
061	Marshall M.S.	5,862,958.00	330,495.00	5,532,463.00		451,213.09	4,103,054.16	978,195.75
062	McReynolds M.S.	10,899,246.00	658,350.00	10,240,896.00		310,741.45	384,560.35	9,545,594.20
066	Ryan M.S.	6,790,556.00	407,660.00	6,382,896.00		365,085.50	583,203.28	5,434,607.22

Facilities Capital Program - Project Budget/Commitment/Available Funds Report
As of September 30, 2011

Org and Campus		Total	CPMA Fees	SAP Budget	Pre-Encumb	Encumbrance	Actual	Available
067	Smith, E.O. M.S.	3,660,991.53	0.00	3,660,991.53		505,810.46	816,380.61	2,338,800.46
068	Grady M.S.	13,703,739.00	172,315.00	13,531,424.00		3,501,252.75	8,094,355.47	1,935,815.78
072	Fondren M.S.	2,913,632.00	187,385.00	2,726,247.00		419,417.07	1,451,730.54	855,099.39
074	Woodson M.S.	2,236,317.00	129,635.00	2,106,682.00		335,269.19	288,855.84	1,482,556.97
075	Dowling M.S.	1,079,251.99	68,530.00	1,010,721.99			410,882.02	599,839.97
077	Thomas M.S.	2,868,876.00	167,365.00	2,701,511.00		328,655.27	837,983.24	1,534,872.49
078	Fleming M.S.	8,610,886.00	518,451.00	8,092,435.00		97,662.04	735,823.53	7,258,949.43
079	Key M.S.	4,229,767.00	129,415.00	4,100,352.00	58.80	101,888.84	3,560,531.94	437,872.42
080	Rice School M.S.	4,473,308.00	269,390.00	4,203,918.00	838.00	8,548.77	3,772,962.00	421,569.23
081	Sharpstown MS	1,532,590.00	89,595.00	1,442,995.00		37,359.68	312,393.45	1,093,241.87
093	CLC M.S.	155,049.00	0.00	155,049.00			155,017.18	31.82
098	Stevenson M.S.	3,649,258.00	199,815.00	3,449,443.00		56,024.63	298,937.03	3,094,481.34
102	Alcott Elem	5,011,586.00	305,209.00	4,706,377.00		90,295.87	312,188.12	4,303,893.01
103	Allen Elem	17,324,335.00	0.00	17,324,335.00		4,496,606.65	10,301,395.60	2,526,332.75
104	Almeda Elem	19,243,205.00	0.00	19,243,205.00	3,856.86	532,276.75	17,850,928.56	856,142.83
105	Anderson Elem	3,495,730.00	211,805.00	3,283,925.00		663,987.13	2,078,718.29	541,219.58
106	Atherton Elem	15,882,000.00	0.00	15,882,000.00		12,575,933.50	837,491.42	2,468,575.08
107	Barrick Elem	5,249,850.00	281,325.00	4,968,525.00		233,565.14	4,230,534.33	504,425.53
109	Berry Elem	16,063,494.00	0.00	16,063,494.00		890,023.49	14,008,835.94	1,164,634.57
115	Durham Elem	168,442.91	47,080.00	121,362.91			68,341.62	53,021.29
120	Browning Elem	2,599,222.00	156,420.00	2,442,802.00		62,813.33	198,332.85	2,181,655.82
122	Burbank Elem	1,158,794.26	220,484.00	938,310.26		44,435.89	90,588.26	803,286.11
123	Codwell Elem	98,372.79	36,795.00	61,577.79			45,553.79	16,024.00
124	Burnet Elem	1,316,593.00	77,935.00	1,238,658.00		18,325.72	143,050.96	1,077,281.32
125	Burrus Elem	1,762,841.00	74,745.00	1,688,096.00		53,484.45	220,972.44	1,413,639.11
127	Woodson Elem		0.00				564.48	-564.48
128	Lyons Elem	196,699.28	104,170.00	92,529.28			59,937.28	32,592.00
130	Condit Elem	217,539.89	37,785.00	179,754.89			126,888.68	52,866.21
135	Crockett Elem	8,451,448.00	0.00	8,451,448.00	1,481.15	510,308.87	7,213,367.25	726,290.73
136	Cunningham Elem	16,683,399.00	0.00	16,683,399.00	111,003.92	4,072,035.55	9,500,714.99	2,999,644.54
137	De Chaumes Elem	18,142,295.00	0.00	18,142,295.00		538,538.73	17,286,849.99	316,906.28
138	De Zavala Elem	1,295,318.00	76,890.00	1,218,428.00		22,711.07	128,131.97	1,067,584.96
139	Dodson Elem	122,359.52	30,305.00	92,054.52			67,341.89	24,712.63
144	Durkee Elem	6,951,682.00	406,342.00	6,545,340.00		2,222,568.14	2,995,712.29	1,327,059.57
148	Elrod Elem	322,974.36	58,575.00	264,399.36		50,745.26	159,235.66	54,418.44
149	Emerson Elem	348,000.00	0.00	348,000.00		34,755.62	128,529.84	184,714.54
152	Field Elem	970,478.00	66,990.00	903,488.00		203,249.37	427,784.41	272,454.22
155	Franklin Elem	675,631.23	49,390.00	626,241.23	865.00	8,848.34	69,108.89	547,419.00
156	Frost Elem	15,882,000.00	0.00	15,882,000.00		499,859.21	14,295,266.09	1,086,874.70
157	Garden Oaks Elem	220,649.57	0.00	220,649.57			84,372.12	136,277.45
158	Garden Villas Elem	7,313,608.00	443,850.00	6,869,758.00		91,216.41	424,544.19	6,353,997.40
159	Golfcrest Elem	119,567.45	43,505.00	76,062.45			67,238.99	8,823.46
160	Gordon Elem	188,228.47	35,365.00	152,863.47			99,744.47	53,119.00
162	Gregg Elem	18,511,922.00	0.00	18,511,922.00		76,926.45	16,467,648.68	1,967,346.87
163	Sugar Grove Elem	4,894,304.00	193,849.00	4,700,455.00		345,548.20	203,773.22	4,151,133.58
164	Grimes Elem	3,334,105.00	207,295.00	3,126,810.00		68,182.17	355,123.06	2,703,504.77
166	Harris, J.R. Elem	4,786,306.00	290,400.00	4,495,906.00		58,167.10	241,573.72	4,196,165.18

Facilities Capital Program - Project Budget/Commitment/Available Funds Report
As of September 30, 2011

Org and Campus		Total	CMPA Fees	SAP Budget	Pre-Encumb	Encumbrance	Actual	Available
167	Harris, R.P. Elem	5,604,993.00	325,325.00	5,279,668.00		95,325.05	477,661.52	4,706,681.43
169	Harvard Elem	1,989,761.00	77,715.00	1,912,046.00		21,896.05	215,004.00	1,675,145.95
170	Helms Elem	3,115,648.00	178,530.00	2,937,118.00		125,547.14	353,766.53	2,457,804.33
171	Henderson, J.P. Elem	1,601,302.00	94,985.00	1,506,317.00		31,657.42	168,883.81	1,305,775.77
173	Herod Elem	16,436,647.00	0.00	16,436,647.00		264,235.52	15,315,943.47	856,468.01
175	Hobby Elem	3,694,858.00	213,510.00	3,481,348.00		1,860,909.87	823,300.54	797,137.59
178	Horn Elem	15,809,000.00	0.00	15,809,000.00		772,825.16	14,348,069.12	688,105.72
180	Isaacs Elem	3,749,681.00	215,490.00	3,534,191.00		81,261.80	344,566.89	3,108,362.31
182	Jefferson Elem	1,301,877.00	77,165.00	1,224,712.00		16,450.55	116,666.89	1,091,594.56
184	Jones, J.W. Elem	1,718,850.00	0.00	1,718,850.00		12,750.39	1,674,212.76	31,886.85
185	Kashmere Gardens El	2,408,000.00	110,000.00	2,298,000.00		46,697.94	210,673.78	2,040,628.28
187	Kelso Elem	1,101,239.00	53,350.00	1,047,889.00		417,303.25	432,760.87	197,824.88
189	Kolter Elem	157,882.61	40,205.00	117,677.61			64,858.61	52,819.00
194	Lewis Elem	26,239,547.00	0.00	26,239,547.00	3,188.30	1,268,865.63	21,257,047.80	3,710,445.27
195	Lockhart Elem	18,240,000.00	0.00	18,240,000.00		9,738,040.46	5,659,255.84	2,842,703.70
198	Love Elem	999,265.00	58,520.00	940,745.00		46,168.16	810,619.75	83,957.09
199	Lovett Elem	16,681,678.00	0.00	16,681,678.00		249,347.31	16,004,866.31	427,464.38
201	MacGregor Elem	404,256.50	42,625.00	361,631.50			287,535.03	74,096.47
202	McDade Elem	3,791,200.00	0.00	3,791,200.00		43.14	177,595.25	3,613,561.61
204	Memorial Elem	1,105,790.00	68,310.00	1,037,480.00		165,642.01	546,527.18	325,310.81
207	Montgomery Elem	3,914,364.00	237,985.00	3,676,379.00		78,869.69	231,042.26	3,366,467.05
210	Northline Elem	4,671,770.00	258,335.00	4,413,435.00		53,157.60	3,538,395.96	821,881.44
212	Oates Elem	2,106,499.00	115,885.00	1,990,614.00		35,002.53	411,748.82	1,543,862.65
213	Osborne Elem	4,548,574.00	250,305.00	4,298,269.00		1,292,808.50	2,311,001.95	694,458.55
215	Parker Elem	2,700,017.00	162,415.00	2,537,602.00			103,152.03	102,406.47
216	Patterson Elem	19,533,297.00	0.00	19,533,297.00	2,745.24	384,687.06	18,638,042.19	507,822.51
217	Peck Elem	18,010,947.25	0.00	18,010,947.25	16,136.00	2,694,567.63	12,627,346.02	2,672,897.60
219	Piney Point Elem	19,981,117.00	0.00	19,981,117.00		22,839.75	18,955,673.69	1,002,603.56
220	Pleasantville Elem	4,609,220.00	279,180.00	4,330,040.00		88,119.88	297,290.50	3,944,629.62
221	Poe Elem	2,137,807.00	128,095.00	2,009,712.00		62,557.31	1,767,827.77	179,326.92
222	Port Houston Elem	996,819.00	57,585.00	939,234.00		19,813.45	44,069.67	875,350.88
223	Pugh Elem	566,678.66	176,770.00	389,908.66		8,979.62	64,360.04	316,569.00
226	Rhoads Elem	3,050,221.00	183,480.00	2,866,741.00		41,325.85	196,575.25	2,628,839.90
227	McNamara Elem	3,114,797.00	187,715.00	2,927,082.00		114,219.69	1,870,331.80	942,530.51
231	Roosevelt Elem	16,686,133.00	0.00	16,686,133.00	10,627.00	4,228,116.77	9,633,033.89	2,814,355.34
232	Ross Elem	1,314,034.66	158,510.00	1,155,524.66		135,336.02	175,717.89	844,470.75
234	Rusk Elem	9,289,041.00	444,252.00	8,844,789.00		201,124.94	631,974.04	8,011,690.02
237	Scarborough Elem	5,865,490.00	330,392.00	5,535,098.00		1,756,051.50	2,670,059.27	1,108,987.23
238	Scott Elem	18,890,060.00	0.00	18,890,060.00		619,681.40	3,602,272.62	192,130.76
239	Shearn Elem	304,280.35	140,910.00	163,370.35			63,370.35	100,000.00
240	Sherman Elem	18,002,731.00	0.00	18,002,731.00		330,304.51	2,755,097.28	14,917,329.21
242	Smith, K. Elem	11,184,186.00	0.00	11,184,186.00		274,730.55	3,100,534.78	7,808,920.67
244	Southmayd Elem	12,100,004.00	550,260.00	11,549,744.00		168,718.35	672,384.80	10,708,640.85
248	Sutton Elem	5,540,699.00	334,235.00	5,206,464.00		60,157.00	273,169.78	4,873,137.22
252	Wainwright Elem	2,777,976.00	167,475.00	2,610,501.00			99,810.35	2,510,690.65
256	Wharton K-8 Dual Lan	1,148,000.00	0.00	1,148,000.00		11,200.00	223,786.13	913,013.87
257	Whidby Elem	4,359,963.00	263,835.00	4,096,128.00		79,067.00	330,948.17	3,686,112.83

Facilities Capital Program - Project Budget/Commitment/Available Funds Report
As of September 30, 2011

Org and Campus		Total	CMPA Fees	SAP Budget	Pre-Encumb	Encumbrance	Actual	Available
258	Whittier Elem	3,134,891.00	188,485.00	2,946,406.00		52,831.47	285,835.47	2,607,739.06
260	Windsor Village Elem	297,328.25	156,805.00	140,523.25			83,195.25	57,328.00
262	Grissom Elem	3,892,925.00	236,060.00	3,656,865.00		70,553.52	233,192.60	3,353,118.88
263	Law Elem	951,630.35	72,380.00	879,250.35			218,179.32	661,071.03
264	Mitchell Elem	3,629,403.00	175,505.00	3,453,898.00		186,010.36	336,846.05	2,931,041.59
265	Petersen Elem	3,145,033.00	190,850.00	2,954,183.00		47,096.66	242,661.75	2,664,424.59
267	White Elem	4,009,256.00	242,275.00	3,766,981.00		1,108,742.31	1,448,796.76	1,209,441.93
268	Benbrook Elem	2,827,047.00	157,520.00	2,669,527.00		759,266.11	1,529,466.93	380,793.96
271	Foerster Elem	4,946,239.00	326,810.00	4,619,429.00		1,543,878.28	2,043,091.18	1,032,459.54
273	Ashford Elem	1,549,560.00	76,780.00	1,472,780.00		115,811.50	847,323.94	509,644.56
274	Askew Elem	3,713,100.00	202,015.00	3,511,085.00		1,147,505.78	1,006,385.10	1,357,194.12
275	Bush Elem	1,980,939.00	118,635.00	1,862,304.00		2,131.57	1,222,293.26	637,879.17
276	Shadowbriar Elem	2,769,342.00	166,100.00	2,603,242.00		1,077,933.36	734,316.47	790,992.17
281	Sanchez Elem	556,304.01	46,420.00	509,884.01		7,874.33	63,890.68	438,119.00
283	Garcia Elem	1,293,181.09	86,680.00	1,206,501.09			55,409.01	1,151,092.08
285	Valley West Elem	8,371,782.00		8,371,782.00	1,510.00	271,744.90	7,567,925.22	530,601.88
286	Herrera Elem	2,724,256.00	164,065.00	2,560,191.00		39,612.30	201,562.34	2,319,016.36
287	Cage Elem	643,699.85	62,755.00	580,944.85		8,372.86	30,980.12	541,591.87
289	Martinez, C.	2,957,822.00	165,880.00	2,791,942.00		320,746.86	2,240,083.02	231,112.12
290	Crespo Elem	3,305,779.00	199,320.00	3,106,459.00		72,923.21	288,022.27	2,745,513.52
291	Gallegos Elem	2,379,522.00	142,945.00	2,236,577.00		51,041.23	186,688.18	1,998,847.59
292	Carrillo Elem	2,970,547.00	178,915.00	2,791,632.00		45,172.46	180,047.21	2,566,412.33
295	Benavidez Elem	3,465,441.00	200,970.00	3,264,471.00		4,744.20	2,018,832.16	1,240,894.64
297	Davila Elem	3,916,395.00	230,505.00	3,685,890.00		114,513.45	237,324.75	3,334,051.80
298	Martinez, R. Elem	3,709,128.00	224,070.00	3,485,058.00		77,031.60	160,010.68	3,248,015.72
299	Milne Elem	3,776,825.00	289,685.00	3,487,140.00		644,310.17	1,745,316.06	1,097,513.77
301	Eastwood Academy	8,578,600.00	340,091.00	8,238,509.00		141,266.39	576,999.16	7,520,243.45
308	North Houston EC HS	327,720.00	0.00	327,720.00	15.44		309,461.74	18,242.82
309	9th GradePrepatory A	178,499.00	0.00	178,499.00			106,298.98	72,200.02
310	S. Houston-Math/Scie	11,735,625.00	425,765.00	11,309,860.00		3,136,280.63	1,093,541.98	7,080,037.39
322	VANGUARD HS	19,744,356.00	0.00	19,744,356.00		12,253,490.09	3,218,980.24	4,271,885.67
348	Houston Academy Intl	95,131.17	0.00	95,131.17			95,131.17	
360	Bellfort ECC	5,148,000.00	0.00	5,148,000.00		324,705.69	3,395,510.03	1,427,784.28
382	Dowling PK-8 Relief	29,638,439.00	0.00	29,638,439.00		17,256,636.68	6,823,835.17	5,557,967.15
383	Deanda Elem	15,566,712.00	0.00	15,566,712.00	37,159.94	2,226,131.95	11,980,135.76	1,323,284.35
394	Neff/White Relief	15,664,000.00	0.00	15,664,000.00		205,649.87	759,323.79	3,035,026.34
396	Ray Daily Elem	325,000.00	0.00	325,000.00		6,598.79	207,590.62	110,810.59
452	Intl HS @Sharpstown	3,900,000.00	214,500.00	3,685,500.00		90,913.82	636,405.00	2,958,181.18
660	School Athletics	17,457,687.03	944,570.00	16,513,117.03		305,600.93	3,450,032.64	12,757,483.46
TOTALS		1,092,728,973.04	33,843,690.00	1,058,885,283.04	221,059.65	155,115,757.20	470,108,169.08	398,012,244.57

Notes:

This report's total budget of \$1.093B is \$83M less than the total program budget of \$1.176B. The difference is comprised of funds set aside for the following: \$25M - Pay-As-You-Go, \$17M - Reserves, \$17M - Safety/Security, \$9M - District Wide T-Building, \$8M - Real Estate sale (pending), and \$7M - GF1 Board Member projects.

Contingencies By Project

Facilities Capital Program - Contingency Report
As of September 30, 2011

		Budget	Pre-Encumb	Encumbrance	Actual	Available
Org and Campus		\$		\$	\$	\$
001	Austin H.S.	6623 Change Order Allowance	256,352.00			256,352.00
001	Austin H.S.	6630 A/E Allowance	17,945.00			17,945.00
002	Bellaire H.S.	6623 Change Order Allowance	1,084,359.00			1,084,359.00
002	Bellaire H.S.	6630 A/E Allowance	86,735.60	16,554.50	34,270.50	35,910.60
003	Davis H.S.	6623 Change Order Allowance	278,600.00	97,440.00	105,056.00	76,104.00
003	Davis H.S.	6630 A/E Allowance	21,258.00			21,258.00
004	Furr H.S.	6623 Change Order Allowance	836,311.60			836,311.60
004	Furr H.S.	6630 A/E Allowance	63,317.00	685.08		62,631.92
006	Jones H.S.	6623 Change Order Allowance	322,313.00			322,313.00
006	Jones H.S.	6630 A/E Allowance	24,814.81			24,814.81
007	Kashmere H.S.	6623 Change Order Allowance	329,450.64			329,450.64
007	Kashmere H.S.	6630 A/E Allowance	23,270.00			23,270.00
008	Lamar H.S.	6623 Change Order Allowance	552,980.00			552,980.00
008	Lamar H.S.	6630 A/E Allowance	46,075.50			46,075.50
009	Lee H.S.	6623 Change Order Allowance	255,219.00			255,219.00
009	Lee H.S.	6630 A/E Allowance	17,865.00	1,700.00		16,165.00
010	Madison H.S.	6623 Change Order Allowance	382,500.00			382,500.00
010	Madison H.S.	6630 A/E Allowance	29,799.60	5,500.00		24,299.60
011	Milby H.S.	6623 Change Order Allowance	184,813.00			184,813.00
011	Milby H.S.	6630 A/E Allowance	12,937.00			12,937.00
014	Sterling H.S.	6623 Change Order Allowance	253,340.00			253,340.00
014	Sterling H.S.	6630 A/E Allowance	18,545.00			18,545.00
015	Waltrip H.S.	6623 Change Order Allowance	1,468,297.00			1,468,297.00
015	Waltrip H.S.	6630 A/E Allowance	106,778.15	43,430.00	11,300.00	52,048.15
016	Washington H.S.	6623 Change Order Allowance	222,665.00			222,665.00
016	Washington H.S.	6630 A/E Allowance	18,181.00			18,181.00
017	Westbury H.S.	6623 Change Order Allowance	46,604.50			46,604.50
017	Westbury H.S.	6630 A/E Allowance	11,908.00	3,090.00	4,326.25	4,491.75
019	Worthing H.S.	6623 Change Order Allowance	1,359,964.00			1,359,964.00
019	Worthing H.S.	6630 A/E Allowance	103,882.30	11,458.75	7,154.23	85,269.32
020	Yates H.S.	6623 Change Order Allowance	111,333.00			111,333.00
020	Yates H.S.	6630 A/E Allowance	15,990.00		3,200.00	12,790.00
023	Sharpstown H.S.	6623 Change Order Allowance	152,680.56	8,354.17	66,366.43	77,959.96
023	Sharpstown H.S.	6630 A/E Allowance	12,125.00		10,694.00	1,431.00
024	Scarborough H.S.	6623 Change Order Allowance	845,839.00	104,129.21	257,820.74	483,889.05
024	Scarborough H.S.	6630 A/E Allowance	66,365.70		48,370.00	17,995.70
025	HSVPA	6623 Change Order Allowance	313,169.00			313,169.00
025	HSVPA	6630 A/E Allowance	21,922.00			21,922.00
033	Jordan H.S.	6623 Change Order Allowance	169,093.00			169,093.00
033	Jordan H.S.	6630 A/E Allowance	11,836.00			11,836.00
034	Law Enf/Crim Just	6630 A/E Allowance	5,016.00			5,016.00
041	Attucks M.S.	6623 Change Order Allowance	352,128.00			352,128.00
041	Attucks M.S.	6630 A/E Allowance	28,040.87			28,040.87
042	Black M.S.	6623 Change Order Allowance	403,450.00	216,068.07		187,381.93
042	Black M.S.	6630 A/E Allowance	35,028.10		2,400.00	32,628.10
043	Burbank M.S.	6623 Change Order Allowance	1,644,843.00	296,921.00	1,114,118.00	233,804.00
043	Burbank M.S.	6630 A/E Allowance	62,675.00	25,657.04	34,107.96	2,910.00
044	Cullen M.S.	6623 Change Order Allowance	854,299.00			854,299.00

Facilities Capital Program - Contingency Report
As of September 30, 2011

			Budget	Pre-Encumb	Encumbrance	Actual	Available
044	Cullen M.S.	6630 A/E Allowance	70,828.60			2,800.00	68,028.60
045	Deady M.S.	6623 Change Order Allowance	208,205.00				208,205.00
045	Deady M.S.	6630 A/E Allowance	16,399.00		6,720.00	4,160.00	5,519.00
046	Edison M.S.	6623 Change Order Allowance	81,212.00				81,212.00
046	Edison M.S.	6630 A/E Allowance	5,809.00				5,809.00
047	Fonville M.S.	6623 Change Order Allowance	324,717.75		84,620.88	67,000.00	173,096.87
047	Fonville M.S.	6630 A/E Allowance	55,650.00				55,650.00
048	Clifton M.S.	6623 Change Order Allowance	593,710.00		1.13	155,527.10	438,181.77
048	Clifton M.S.	6630 A/E Allowance	54,976.00				54,976.00
049	Hamilton M.S.	6630 A/E Allowance	9,791.80				9,791.80
050	Holland M.S.	6623 Change Order Allowance	194,086.00				194,086.00
050	Holland M.S.	6630 A/E Allowance	15,284.00				15,284.00
052	Henry M.S.	6623 Change Order Allowance	179,900.00			49,510.00	130,390.00
052	Henry M.S.	6630 A/E Allowance	10,366.00				10,366.00
053	Hogg M.S.	6623 Change Order Allowance	455,616.09		19,815.04		435,801.05
053	Hogg M.S.	6630 A/E Allowance	29,292.00				29,292.00
054	Jackson M.S.	6623 Change Order Allowance	995,942.00				995,942.00
054	Jackson M.S.	6630 A/E Allowance	78,435.00				78,435.00
055	Johnston M.S.	6623 Change Order Allowance	466,296.50				466,296.50
055	Johnston M.S.	6630 A/E Allowance	32,746.00		7,760.00		24,986.00
056	Welch M.S.	6623 Change Order Allowance	417,000.00		119,904.83	53,598.26	243,496.91
056	Welch M.S.	6630 A/E Allowance	35,385.00			2,750.00	32,635.00
057	Lanier M.S.	6623 Change Order Allowance	139,125.00			23,004.96	116,120.04
057	Lanier M.S.	6630 A/E Allowance	9,739.00				9,739.00
059	Long M.S.	6623 Change Order Allowance	711,291.00		17,531.96		693,759.04
059	Long M.S.	6630 A/E Allowance	49,790.00		3,375.00	10,125.00	36,290.00
060	Revere M.S.	6623 Change Order Allowance	52,666.55				52,666.55
060	Revere M.S.	6630 A/E Allowance	5,687.00			2,450.00	3,237.00
061	Marshall M.S.	6623 Change Order Allowance	366,587.00		36,261.00	35,728.00	294,598.00
061	Marshall M.S.	6630 A/E Allowance	28,774.00				28,774.00
062	McReynolds M.S.	6623 Change Order Allowance	736,664.00				736,664.00
062	McReynolds M.S.	6630 A/E Allowance	51,569.00				51,569.00
066	Ryan M.S.	6623 Change Order Allowance	461,054.00				461,054.00
066	Ryan M.S.	6630 A/E Allowance	37,369.30				37,369.30
068	Grady M.S.	6623 Change Order Allowance	379,037.00		41,374.93	46,421.29	291,240.78
068	Grady M.S.	6630 A/E Allowance	59,960.00		4,660.00	52,712.50	2,587.50
072	Fondren M.S.	6623 Change Order Allowance	202,108.00				202,108.00
072	Fondren M.S.	6630 A/E Allowance	14,148.00				14,148.00
074	Woodson M.S.	6623 Change Order Allowance	128,977.00				128,977.00
074	Woodson M.S.	6630 A/E Allowance	9,028.00		5,433.00		3,595.00
075	Dowling M.S.	6623 Change Order Allowance	68,107.00				68,107.00
075	Dowling M.S.	6630 A/E Allowance	4,767.00				4,767.00
077	Thomas M.S.	6623 Change Order Allowance	186,699.00				186,699.00
077	Thomas M.S.	6630 A/E Allowance	12,018.00		12,000.00		18.00
078	Fleming M.S.	6623 Change Order Allowance	584,815.00				584,815.00
078	Fleming M.S.	6630 A/E Allowance	40,937.00				40,937.00
079	Key M.S.	6623 Change Order Allowance	135,047.00				135,047.00
079	Key M.S.	6630 A/E Allowance	17,817.00				17,817.00
080	Rice School M.S.	6623 Change Order Allowance	252,232.88			248,931.00	3,301.88

Facilities Capital Program - Contingency Report
As of September 30, 2011

			Budget	Pre-Encumb	Encumbrance	Actual	Available
080	Rice School M.S.	6630 A/E Allowance	21,899.40				21,899.40
081	Sharpstown Intern	6623 Change Order Allowance	86,046.00				86,046.00
081	Sharpstown Intern	6630 A/E Allowance	6,023.00				6,023.00
098	Stevenson M.S.	6623 Change Order Allowance	219,673.00				219,673.00
098	Stevenson M.S.	6630 A/E Allowance	16,417.00		1,021.23	2,203.77	13,192.00
102	Alcott Elem	6623 Change Order Allowance	355,152.00				355,152.00
102	Alcott Elem	6630 A/E Allowance	25,232.50				25,232.50
103	Allen Elem	6623 Change Order Allowance	495,000.00		39,702.87	157,818.02	297,479.11
103	Allen Elem	6630 A/E Allowance	109,000.00		13,085.00	32,415.00	63,500.00
104	Almeda Elem	6623 Change Order Allowance	633,433.24		97,755.71	399,209.17	136,468.36
104	Almeda Elem	6630 A/E Allowance	78,000.41				78,000.41
105	Anderson Elem	6623 Change Order Allowance	241,040.00				241,040.00
105	Anderson Elem	6630 A/E Allowance	16,873.00				16,873.00
106	Atherton Elem	6623 Change Order Allowance	414,500.00				414,500.00
106	Atherton Elem	6630 A/E Allowance	84,000.00				84,000.00
107	Barrick Elem	6623 Change Order Allowance	335,300.00		29,483.41	143,805.00	162,011.59
107	Barrick Elem	6630 A/E Allowance	23,267.00				23,267.00
109	Berry Elem	6623 Change Order Allowance	480,330.00		31,072.25	302,168.75	147,089.00
109	Berry Elem	6630 A/E Allowance	84,000.00		1,007.00	26,641.00	56,352.00
120	Browning Elem	6623 Change Order Allowance	171,913.00				171,913.00
120	Browning Elem	6630 A/E Allowance	13,057.20				13,057.20
124	Burnet Elem	6623 Change Order Allowance	81,587.00				81,587.00
124	Burnet Elem	6630 A/E Allowance	6,965.00				6,965.00
125	Burrus Elem	6623 Change Order Allowance	110,931.00				110,931.00
125	Burrus Elem	6630 A/E Allowance	43,365.00		3,092.00		40,273.00
135	Crockett Elem	6623 Change Order Allowance	210,379.84		2,955.06	62,524.47	144,900.31
135	Crockett Elem	6630 A/E Allowance	42,768.00			20,000.00	22,768.00
136	Cunningham Elem	6623 Change Order Allowance	521,000.00		172,102.00		348,898.00
136	Cunningham Elem	6630 A/E Allowance	84,000.00		4,556.00	8,844.00	70,600.00
137	De Chaumes Elem	6623 Change Order Allowance	256,518.50		3,996.43	251,678.17	843.90
137	De Chaumes Elem	6630 A/E Allowance	84,000.00		11,200.00	39,200.00	33,600.00
138	De Zavala Elem	6623 Change Order Allowance	83,011.00				83,011.00
138	De Zavala Elem	6630 A/E Allowance	5,811.00				5,811.00
144	Durkee Elem	6623 Change Order Allowance	424,198.64		5,620.31	11,940.00	406,638.33
144	Durkee Elem	6630 A/E Allowance	32,365.00		6,935.11	22,035.89	3,394.00
149	Emerson Elem	6623 Change Order Allowance	12,800.00				12,800.00
149	Emerson Elem	6630 A/E Allowance	1,024.00				1,024.00
152	Field Elem	6623 Change Order Allowance	65,507.00				65,507.00
152	Field Elem	6630 A/E Allowance	5,041.50		860.00		4,181.50
155	Franklin Elem	6623 Change Order Allowance	49,507.00				49,507.00
155	Franklin Elem	6630 A/E Allowance	3,465.00				3,465.00
156	Frost Elem	6623 Change Order Allowance	360,000.00			210,556.00	149,444.00
156	Frost Elem	6630 A/E Allowance	84,000.00			25,875.00	58,125.00
158	Garden Villas Elem	6623 Change Order Allowance	491,995.00				491,995.00
158	Garden Villas Elem	6630 A/E Allowance	35,004.70			5,763.60	29,241.10
162	Gregg Elem	6623 Change Order Allowance	628,961.92			596,625.00	32,336.92
162	Gregg Elem	6630 A/E Allowance	84,000.00			8,365.00	75,635.00
163	Sugar Grove Elem	6623 Change Order Allowance	300,000.00				300,000.00
163	Sugar Grove Elem	6630 A/E Allowance	22,400.00		16,000.00	3,760.00	2,640.00

Facilities Capital Program - Contingency Report
As of September 30, 2011

			Budget	Pre-Encumb	Encumbrance	Actual	Available
164	Grimes Elem	6623 Change Order Allowance	241,216.00				241,216.00
164	Grimes Elem	6630 A/E Allowance	18,969.30		10,563.00		8,406.30
166	Harris, J.R. Elem	6623 Change Order Allowance	327,642.00				327,642.00
166	Harris, J.R. Elem	6630 A/E Allowance	26,134.00		12,075.00	2,800.00	11,259.00
167	Harris, R.P. Elem	6623 Change Order Allowance	362,243.00				362,243.00
167	Harris, R.P. Elem	6630 A/E Allowance	28,416.00				28,416.00
169	Harvard Elem	6630 A/E Allowance	6,203.60				6,203.60
170	Helms Elem	6623 Change Order Allowance	195,946.00				195,946.00
170	Helms Elem	6630 A/E Allowance	17,156.20				17,156.20
171	Henderson, J.P. Elem	6623 Change Order Allowance	97,355.00				97,355.00
171	Henderson, J.P. Elem	6630 A/E Allowance	7,782.00			2,800.00	4,982.00
173	Herod Elem	6623 Change Order Allowance	561,000.00		27,521.00	309,834.00	223,645.00
173	Herod Elem	6630 A/E Allowance	84,000.00		22,135.00	35,664.00	26,201.00
175	Hobby Elem	6623 Change Order Allowance	231,743.00				231,743.00
175	Hobby Elem	6630 A/E Allowance	16,222.00				16,222.00
178	Horn Elem	6623 Change Order Allowance	455,000.00			422,233.00	32,767.00
178	Horn Elem	6630 A/E Allowance	84,000.00		6,650.00	13,050.00	64,300.00
180	Isaacs Elem	6623 Change Order Allowance	239,962.00				239,962.00
180	Isaacs Elem	6630 A/E Allowance	17,078.40				17,078.40
182	Jefferson Elem	6623 Change Order Allowance	82,037.00				82,037.00
182	Jefferson Elem	6630 A/E Allowance	5,743.00			2,600.00	3,143.00
184	Jones, J.W. Elem	6630 A/E Allowance	6,386.09				6,386.09
185	Kashmere Gardens El	6623 Change Order Allowance	137,500.00				137,500.00
185	Kashmere Gardens El	6630 A/E Allowance	11,000.00				11,000.00
187	Kelso Elem	6623 Change Order Allowance	4,782.00				4,782.00
187	Kelso Elem	6630 A/E Allowance	5,365.20				5,365.20
194	Lewis Elem	6623 Change Order Allowance	724,406.00		77,477.44	214,965.00	431,963.56
194	Lewis Elem	6630 A/E Allowance	97,861.50		3,757.72	91,591.28	2,512.50
195	Lockhart Elem	6623 Change Order Allowance	558,994.23		264,388.00		294,606.23
195	Lockhart Elem	6630 A/E Allowance	96,000.00			49,400.00	46,600.00
198	Love Elem	6623 Change Order Allowance	59,270.00			1,910.48	57,359.52
198	Love Elem	6630 A/E Allowance	2,963.70				2,963.70
199	Lovett Elem	6623 Change Order Allowance	564,364.00		2,115.00	540,611.00	21,638.00
199	Lovett Elem	6630 A/E Allowance	84,000.00			57,585.00	26,415.00
202	McDade Elem	6623 Change Order Allowance	72,000.00				72,000.00
202	McDade Elem	6630 A/E Allowance	19,200.00				19,200.00
204	Memorial Elem	6623 Change Order Allowance	66,303.00				66,303.00
204	Memorial Elem	6630 A/E Allowance	5,387.60		600.00		4,787.60
207	Montgomery Elem	6623 Change Order Allowance	276,928.00				276,928.00
207	Montgomery Elem	6630 A/E Allowance	19,781.20				19,781.20
210	Northline Elem	6623 Change Order Allowance	284,635.00			236,164.00	48,471.00
210	Northline Elem	6630 A/E Allowance	21,361.00				21,361.00
212	Oates Elem	6623 Change Order Allowance	120,976.00				120,976.00
212	Oates Elem	6630 A/E Allowance	8,507.00			7,695.00	812.00
213	Osborne Elem	6623 Change Order Allowance	278,634.00		31,439.20	47,138.00	200,056.80
213	Osborne Elem	6630 A/E Allowance	21,080.00		544.55	10,539.45	9,996.00
216	Patterson Elem	6623 Change Order Allowance	603,500.00		4,789.50	348,973.14	249,737.36
216	Patterson Elem	6630 A/E Allowance	97,861.50		5,184.00	67,619.32	25,058.18
217	Peck Elem	6623 Change Order Allowance	1,071,000.00		902,194.00		168,806.00

Facilities Capital Program - Contingency Report
As of September 30, 2011

			Budget	Pre-Encumb	Encumbrance	Actual	Available
217	Peck Elem	6630 A/E Allowance	84,000.00				84,000.00
219	Piney Point Elem	6623 Change Order Allowance	303,495.24			249,516.54	53,978.70
219	Piney Point Elem	6630 A/E Allowance	105,826.00		150.00	14,012.50	91,663.50
220	Pleasantville Elem	6623 Change Order Allowance	310,803.00				310,803.00
220	Pleasantville Elem	6630 A/E Allowance	25,036.00		9,942.80	13,695.20	1,398.00
221	Poe Elem	6623 Change Order Allowance	138,386.00			67,771.30	70,614.70
221	Poe Elem	6630 A/E Allowance	11,295.80				11,295.80
222	Port Houston Elem	6623 Change Order Allowance	50,164.00				50,164.00
222	Port Houston Elem	6630 A/E Allowance	3,512.00				3,512.00
226	Rhoads Elem	6623 Change Order Allowance	197,563.00				197,563.00
226	Rhoads Elem	6630 A/E Allowance	13,829.00			3,321.20	10,507.80
227	McNamara Elem	6623 Change Order Allowance	205,336.00		2,143.65	128,645.44	74,546.91
227	McNamara Elem	6630 A/E Allowance	15,567.42		1,121.50		14,445.92
231	Roosevelt Elem	6623 Change Order Allowance	555,000.00		83,978.91		471,021.09
231	Roosevelt Elem	6630 A/E Allowance	166,000.00		39,527.50	90,471.52	36,000.98
234	Rusk Elem	6623 Change Order Allowance	603,106.00				603,106.00
234	Rusk Elem	6630 A/E Allowance	41,388.00		6,600.00	14,031.00	20,757.00
237	Scarborough Elem	6623 Change Order Allowance	369,771.00				369,771.00
237	Scarborough Elem	6630 A/E Allowance	27,411.00		806.35	13,705.65	12,899.00
238	Scott Elem	6630 A/E Allowance	84,000.00		19,200.06	52,062.50	12,737.44
240	Sherman Elem	6623 Change Order Allowance	555,000.00				555,000.00
240	Sherman Elem	6630 A/E Allowance	84,000.00			27,140.00	56,860.00
242	Smith, K. Elem	6630 A/E Allowance	56,208.00		8,802.75	47,405.25	
244	Southmayd Elem	6623 Change Order Allowance	798,169.00				798,169.00
244	Southmayd Elem	6630 A/E Allowance	59,975.00		8,818.00	36,459.46	14,697.54
248	Sutton Elem	6623 Change Order Allowance	354,298.00				354,298.00
248	Sutton Elem	6630 A/E Allowance	24,801.00			24,060.00	741.00
252	Wainwright Elem	6623 Change Order Allowance	185,828.00				185,828.00
252	Wainwright Elem	6630 A/E Allowance	13,008.00				13,008.00
256	Wharton K-8 Dual Lan	6623 Change Order Allowance	70,000.00				70,000.00
256	Wharton K-8 Dual Lan	6630 A/E Allowance	5,600.00				5,600.00
257	Whidby Elem	6623 Change Order Allowance	292,195.00				292,195.00
257	Whidby Elem	6630 A/E Allowance	24,115.50		16,500.00	1,250.00	6,365.50
258	Whittier Elem	6623 Change Order Allowance	201,524.00				201,524.00
258	Whittier Elem	6630 A/E Allowance	14,042.00		3,777.20	5,665.80	4,599.00
262	Grissom Elem	6623 Change Order Allowance	268,444.00				268,444.00
262	Grissom Elem	6630 A/E Allowance	18,791.00		12,600.00		6,191.00
263	Law Elem	6623 Change Order Allowance	22,037.00				22,037.00
263	Law Elem	6630 A/E Allowance	4,987.00				4,987.00
264	Mitchell Elem	6623 Change Order Allowance	222,210.00				222,210.00
264	Mitchell Elem	6630 A/E Allowance	50,875.00				50,875.00
265	Petersen Elem	6623 Change Order Allowance	222,080.00				222,080.00
265	Petersen Elem	6630 A/E Allowance	15,732.20				15,732.20
267	White Elem	6623 Change Order Allowance	266,360.00				266,360.00
267	White Elem	6630 A/E Allowance	19,002.70				19,002.70
268	Benbrook Elem	6623 Change Order Allowance	172,149.00			539.28	171,609.72
268	Benbrook Elem	6630 A/E Allowance	13,296.50		3,950.00		9,346.50
271	Foerster Elem	6623 Change Order Allowance	362,216.00		56,487.13	60,734.48	244,994.39
271	Foerster Elem	6630 A/E Allowance	25,355.00		2,750.00	14,500.00	8,105.00

Facilities Capital Program - Contingency Report
As of September 30, 2011

			Budget	Pre-Encumb	Encumbrance	Actual	Available
273	Ashford Elem	6623 Change Order Allowance	191,469.00		104,007.00	44,712.00	42,750.00
273	Ashford Elem	6630 A/E Allowance	24,705.70				24,705.70
274	Askew Elem	6623 Change Order Allowance	234,635.00				234,635.00
274	Askew Elem	6630 A/E Allowance	26,820.70				26,820.70
275	Bush Elem	6623 Change Order Allowance	128,919.00			65,391.00	63,528.00
275	Bush Elem	6630 A/E Allowance	9,357.40		0.80	3,280.00	6,076.60
276	Shadowbriar Elem	6623 Change Order Allowance	175,589.00				175,589.00
276	Shadowbriar Elem	6630 A/E Allowance	12,291.00				12,291.00
281	Sanchez Elem	6623 Change Order Allowance	44,915.00				44,915.00
281	Sanchez Elem	6630 A/E Allowance	3,144.00				3,144.00
283	Garcia Elem	6623 Change Order Allowance	88,211.00				88,211.00
283	Garcia Elem	6630 A/E Allowance	6,175.00				6,175.00
285	Valley West Elem	6623 Change Order Allowance	322,200.65		156.38	275,916.79	46,127.48
285	Valley West Elem	6630 A/E Allowance	65,000.00			27,100.00	37,900.00
286	Herrera Elem	6623 Change Order Allowance	180,648.00				180,648.00
286	Herrera Elem	6630 A/E Allowance	13,029.00			4,535.00	8,494.00
287	Cage Elem	6623 Change Order Allowance	60,391.00				60,391.00
287	Cage Elem	6630 A/E Allowance	4,227.00				4,227.00
289	Martinez, C.	6623 Change Order Allowance	184,800.00		20,647.00	164,000.00	153.00
289	Martinez, C.	6630 A/E Allowance	14,203.00				14,203.00
290	Crespo Elem	6623 Change Order Allowance	217,859.00				217,859.00
290	Crespo Elem	6630 A/E Allowance	15,843.00		4,524.80	6,787.20	4,531.00
291	Gallegos Elem	6623 Change Order Allowance	156,081.00				156,081.00
291	Gallegos Elem	6630 A/E Allowance	14,269.00		1,200.00	10,800.00	2,269.00
292	Carrillo Elem	6623 Change Order Allowance	195,481.00				195,481.00
292	Carrillo Elem	6630 A/E Allowance	15,399.00		241.50	11,833.50	3,324.00
295	Benavidez Elem	6623 Change Order Allowance	228,284.00			109,013.91	119,270.09
295	Benavidez Elem	6630 A/E Allowance	15,980.00				15,980.00
297	Davila Elem	6623 Change Order Allowance	259,660.00				259,660.00
297	Davila Elem	6630 A/E Allowance	18,468.00		15,450.00		3,018.00
298	Martinez, R. Elem	6623 Change Order Allowance	247,045.00				247,045.00
298	Martinez, R. Elem	6630 A/E Allowance	17,293.00		13,350.00		3,943.00
299	Milne Elem	6623 Change Order Allowance	324,621.00				324,621.00
299	Milne Elem	6630 A/E Allowance	22,723.00				22,723.00
301	Eastwood Academy	6623 Change Order Allowance	547,991.00				547,991.00
301	Eastwood Academy	6630 A/E Allowance	38,359.00			18,110.00	20,249.00
310	S. Houston-Math/Scie	6623 Change Order Allowance	719,121.00				719,121.00
310	S. Houston-Math/Scie	6630 A/E Allowance	50,338.00		10,210.00		40,128.00
322	VANGUARD HS	6623 Change Order Allowance	453,540.00				453,540.00
322	VANGUARD HS	6630 A/E Allowance	105,826.00		9,020.00	80,479.00	16,327.00
360	Bellfort ECC	6623 Change Order Allowance	725,000.00			508,138.31	216,861.69
360	Bellfort ECC	6630 A/E Allowance	30,000.00			11,553.00	18,447.00
382	Dowling PK-8 Relief	6623 Change Order Allowance	733,986.00		1,623.05	30,837.95	701,525.00
382	Dowling PK-8 Relief	6630 A/E Allowance	154,000.00		16,100.00		137,900.00
383	Deanda Elem	6623 Change Order Allowance	630,000.00		165,913.01		464,086.99
383	Deanda Elem	6630 A/E Allowance	84,000.00			108.04	83,891.96
394	HISD/394	6630 A/E Allowance	84,000.00			22,890.00	61,110.00
396	Ray Daily Elem	6623 Change Order Allowance	15,294.86			2,070.44	13,224.42
660	School Athletics	6623 Change Order Allowance	1,060,736.00		14,439.77		1,046,296.23

Facilities Capital Program - Contingency Report
As of September 30, 2011

			Budget	Pre-Encumb	Encumbrance	Actual	Available
660	School Athletics	6630 A/E Allowance	86,012.06		60,200.00		25,812.06
Totals			55,878,962.50	0.00	3,716,562.54	9,511,045.99	42,651,353.97

Construction Sweeps

**Facilities Capital Program Sweeps
As of September 30, 2011**

Construction Sweeps

Jackson MS	\$	985,854
Furr HS	\$	1,528,321
Foerster ES	\$	446,804
Welch MS	\$	321,450
Scarborough HS	\$	752,772
Grimes ES	\$	199,616
Field ES	\$	172,816
Memorial ES	\$	60,234
Black MS	\$	162,625
Lanier MS	\$	195,531
Fondren MS	\$	260,777
Milne ES	\$	1,001,308
Reagan K-8	\$	52,561

Total Sweeps

\$	6,140,669
----	-----------

Note:

Excess funds, from projects coming in under budget by greater than 5% of the construction budget, are returned to the program reserve.



Construction and Facility Services
Traffic Light Report

(As of September 30, 2011)

Indicators	Target Year Open/Completed		Project/School/Facility	Project Team	Budget	General Overview	Phase	% Complete	Status/Issues/Actions
	2009	C-184	Central Early College High School (Houston Academy for International Studies)	HISD Team utilizing JOC and other annual Contracts HISD PM: Travis Stanford / Lloyd Hart	\$ 1,718,850	Renovation of former J. W. Jones Elementary School for Houston Academy for Internationals Studies	W	100	Renovation is complete and 1-year warranty period is complete. Funding from C-348, C-184, and C-416 have been combined to reflect the total budget for this project.
		C-664	Dyer Stadium Track	Architect: Johnston Contractor: Vibra-Whirl Sports LTD CMPA: Johnston / Alan Johnston	\$ 600,000	Track replacement	W	100	Construction complete and 1-year warranty period complete.
	2010	C-273	Ashford Elementary School	Architect: PMP Architects CSP Contractor: Martin-Harris Construction CMPA: Rice and Gardner / John Engle	\$ 1,549,560	Renovations include: safety/security systems improvements, MEP systems improvements, lighting, window replacements, PA system, and ADA code compliance.	W	99	Construction is complete and the project is closed out. The 1-year warranty period has started.
		C-295	Benavidez Elementary School	Architect: Pfluger Architects CSP Contractor: Prime Contractor CMPA: Rice and Gardner / Robert Barrera	\$ 3,465,441	Renovations include: safety/security systems improvements, MEP systems improvements, and ADA code compliance.	W	90	Project is complete.
		C-275	Bush Elementary School	Architect: PMP Architects CSP Contractor: Martin-Harris Construction CMPA: Rice and Gardner / John Engle	\$ 1,980,939	Renovations include: safety/security systems improvements, MEP systems improvements, bathrooms upgrade, carpeting, PA system, and ADA code compliance.	W	90	Construction is complete and the project is closed out.
		C-135	Crockett Elementary School	Architect: Natex Architects CMAR: Comex Corp. HISD PM: Travis Stanford / Lloyd Hart	\$ 8,451,448	New 14,500 SF Addition and Renovation	W	50	CMAR is addressing warranty items and principal's requests.
		C-396	Daily Elementary School	Architect: RHW Architects Contractor: Desert Eagle dba Panorama HISD PM: Meredith Smith	\$ 325,000	Site improvements, parking expansion	W	90	Closeout documents have been received and approved by the architect and HISD. Final payment has been issued.
		C-162	Gregg Elementary School	Architect: Hermes Architects CMAR: Anslow Bryant Construction HISD PM: Travis Stanford	\$ 18,511,922	750 Student Elementary School Replacement	W	85	Students began classes in the new building in January 2011 and dedication of the building has been held. The Certificate of Occupancy has been obtained and the new building is in the warranty phase. The finalization of the LEED Certification process is underway.
		C-216	Patterson Elementary School	Architect: Sustaita Associates CMAR: Cadence McShane Construction HISD PM: Travis Stanford	\$ 19,533,297	900 Student Elementary School Replacement on existing campus (Pre-K to Grade 5)	W	75	This is a multi-phase contract. The building was occupied in January 2011 as part of Phase I and Phase II site work was completed in Summer 2011. The general contractor is in the process of completing the few remaining Punchlist items. Warranty completion shown is average of both project phases.
		C-219	Piney Point Elementary School	Architect: VLK Architects CMAR: Tellepsen Builders HISD PM: Bruce Green	\$ 19,981,117	1000 Student Elementary School Replacement on existing campus (Pre-K to Grade 5)	W	100	School opened in August 2010 and the warranty period is complete.
		C-080	Rice K-8 (La Escuela Rice)	Architect: VLK Architects CSP Contractor: Martin Harris Construction CMPA: AECOM / Ken English	\$ 4,473,308	Renovations include: safety/security systems improvements, MEP systems improvements, exterior and interior finishes, and ADA code compliance. Replacement of fire alarm, intrusion alarm, intercom systems, stage lighting, and auditorium sound system.	W	75	Construction complete and project has been closed out. The final payment application has been submitted and close out documents distributed.
		C-TUR	Tracks Turf, Misc.	In-house Team HISD PM: Travis Stanford	\$ 2,000,000	Turf Repair and Replacement	W	75	Turf installation at Barnett and Butler Stadium. Work has been closed out.
		C-036	Westside High School	Contractor: JOC Contractor - KBR CMPA: Rice and Gardner / Scott Fendrick	\$ 1,030,376	Trustee allocation approved on 01-14-10 for tennis court and general facility improvements.	W	25	Construction is complete and the project is in the 1-year warranty period.
	2011	C-104	Almeda Elementary School	Architect: Archi*Technic/3 CMAR: Satterfield & Pontikes HISD PM: Travis Stanford	\$ 19,243,205	750 Student Elementary School Replacement on the existing campus (pre-k to grade 5)	W	35	Substantial Completion was achieved on May 27, 2011. The new school opened for summer school on June 7, 2011. The construction team obtained the Certificate of Occupancy on August 12, 2011. The LEED certification process is underway.
		C-105	Anderson Elementary School	Architect: SHW Group CSP Contractor: Harris-Martin Construction CMPA: Rice and Gardner / John Engle	\$ 3,495,730	Renovations include: safety/security systems improvements, MEP systems improvements, lighting, interior finishes, bathrooms upgrade, parking lot repair, and ADA code compliance.	C	80	Work in Building A is 95% complete and the punch list is in progress. Work in Building B has started. The electrical and HVAC work will be performed during Winter Break 2011. Construction completion is scheduled for December 2011.
		C-274	Askew Elementary School	Architect: PMP Architects CSP Contractor: Horizon Group CMPA: Rice and Gardner / John Engle	\$ 3,713,100	Renovations include: safety/security systems improvements, MEP systems improvements, lighting, window replacements, ceiling, PA system, and ADA code compliance.	C	80	Window replacement, Unit Ventilator replacement, and DDC controls work are underway. The project is scheduled for completion as planned in October 2011. The punch list has been performed and partial Substantial Completion is pending.
		C-107	Barrick Elementary School	Architect: PBK Architects CSP Contractor: Prime Construction CMPA: Turner Trevino / Harvey Jones	\$ 5,249,850	Renovations include: safety/security systems improvements, MEP systems improvements, window replacements, roof replacement and ADA code compliance. Replacement of the boiler was added through a Trustee Allocation.	C	98	Contractor is working on punch list items. Demonstrations and close out procedures have begun and will continue next month to close out the project.
		C-360	Bellfort Academy	Architect: Kirksey Architects CSP Contractor: Drymalla Construction HISD PM: Travis Stanford	\$ 5,148,000	Renovation of former clinic for 360 Pre-K and Kindergarten Students (Prior Use for 4 and 5 Grade Classrooms which will be replaced at Lewis Elementary)	W	5	The renovation is complete and the students will begin classes in the renovated building on October 3rd.
		C-268	Benbrook Elementary School	Architect cre8 Incorporated CSP Contractor: Drymalla Construction Co. CMPA: AECOM / Roy Tunnell	\$ 2,827,047	Renovations include: safety/security systems improvements, MEP systems improvements, fencing, lighting, interior finishes, installation of an elevator, and ADA code compliance.	C	85	Construction continues on the new elevator tower with completion expected the end of October. Main Building First Floor Renovations are substantially complete. The renovation of the Administrative Offices, Library, Cafeteria, Second and Third Floor Classrooms and related Rest Rooms were completed for the start of school. Perimeter fence replacement and the installation of new site lighting was also completed at that time. Project will be completed slightly ahead of schedule.



Construction and Facility Services
Traffic Light Report

(As of September 30, 2011)

Indicators	Target Year Open/Completed		Project/School/Facility	Project Team	Budget	General Overview	Phase	% Complete	Status/Issues/Actions
	2011	C-109	Berry Elementary School	Architect: Gensler CSP Contractor: Gamma Construction HISD PM: Bruce Green	\$ 16,063,494	750 Student Elementary School Replacement on the existing campus (pre-k to grade 5)	C	95	School opened in August 2011. Phase II of the project is currently underway which consist of final site grading.
		C-043	Burbank Middle School	Architect: Kirksey Architects CMAR: Gamma Construction CMPA: Turner/Trevino	\$ 14,488,670	Renovations include: safety/security systems improvements, MEP systems improvements, lighting up-grade, roof replacement, additional parking, and ADA code compliance. Auditorium waterproofing, kitchen roof improvements and other capital related improvements were added through a Trustee Allocation.	C	97	Contractor is working on additional and punch list items after school hours. The gym roof replacement is expected to start next month and will be completed by the end of October. Additional work on the gym floor will be done afterwards. [Inspector-mandated condensate piping will require additional funding]
		C-289	Clemente Martinez Elementary School	Architect: PDG Architects CSP Contractor: Martin-Harris Construction CMPA: Turner Trevino / Mandy Wells	\$ 2,957,822	Renovations include: safety/security systems improvements, MEP systems improvements, and ADA code compliance.	C	90	The contractor is currently finalizing the architect's punchlist last of the contract items. The team is waiting for the final cores to come in from Stanley for permanent installation. Mechanical system work in the Mechanical Yard is also underway with a pending change order for completion in that area.
		C-048	Clifton Middle School	Architect: cre8 Incorporated CSP Contractor: Drymalla Construction Co. CMPA: AECOM / Roy Tunnell	\$ 9,028,804	Renovations include: safety/security systems improvements, MEP systems improvements, fencing, bus drive, bus canopy, additional parking, paving repairs, lighting, interior finishes, restrooms upgrade, partial roof replacement and ADA code compliance.	C	85	Renovations to the Administrative Offices, Library, Cafeteria, First Floor Classrooms, a portion of the Second Floor Classrooms and Science Labs were completed for the start of school. Roof replacement work is complete. Renovation of the balance of the Second Floor Classrooms, Band/Choral rooms, and Locker Rooms is underway. This work includes new ceilings, floor finishes, painting, HVAC replacement, electrical upgrades, and extension of the new intercom and fire alarm system. Project will be completed slightly ahead of schedule.
		C-136	Cunningham Elementary School	Architect: Page Southerland Page CMAR: Drymalla Construction HISD PM: Bruce Green	\$ 16,683,399	750 Student Elementary School Replacement on the existing campus (pre-k to grade 5)	C	75	The contractor has completed the installation of the exterior masonry walls, roofing, metal wall panels and windows. The Contractors continues to work on the interior mechanical, electrical and plumbing. The terrazzo has been placed and is currently being finished. Contractor continues to install ceiling tile, painting, casework and vinyl tile.
		C-003	Davis High School	Architect: PDG Architects CSP Contractor: Martin-Harris Construction CMPA: Turner Trevino / Mandy Wells	\$ 5,391,451	Renovations include: safety/security systems improvements, MEP systems improvements, and ADA code compliance. Foundation repair in the Auditorium and replacement of the main distribution lines for the mechanical system for the entire facility were added by Trustee Allocation.	C	80	The contractor is currently renovating classrooms on the Third and Second Floor. The chillers, unit ventilators (UVs) and door hardware are all currently being replaced. Replacement of the deteriorated chilled water piping system has been added to the scope of the project through an allocation from the District I Trustee. The design team is also assessing the redesign of the condensate piping. [Additional funding may be needed for electrical infrastructure upgrade]
		C-383	DeAnda Elementary School	Architect: Proznign Architects CMAR: Turner Construction Company HISD PM: Meredith Smith	\$ 15,566,712	New 750 Student Elementary School (Pre-K to grade 5) on a new campus site.	C	95	Construction is near completion. Planning for the school opening is in progress, and students are scheduled to attend classes in the new school after Thanksgiving.
		C-137	DeChaumes Elementary School	Architect: ArcTec Associates, Inc. CMAR: Durotech, L.P. HISD PM: Bruce Green	\$ 18,142,295	750 Student Elementary School Replacement on the existing campus (pre-k to grade 5)	C	95	School opened in August. Phase II of the project is currently underway which consist of removal of the t-building campus and final site grading.
		C-149	Emerson Elementary School	Civil Engineer: Landtech CMPA: Rice and Gardner / Scott Fendrick HISD PM: Bruce Green	\$ 348,000	Trustee allocation approved in January 2010 for site improvements. Project includes safety/security systems improvements.	C	5	Trustee Special Project: Two security cameras and card readers are being installed. The rear chain link gate and access door is being replaced. This work will be started in September and completed in October 2011. Remaining work will be accomplished as a Group 4 project.
		C-152	Field Elementary School	Architect: Hill & Swart Architects, Inc. CSP Contractor: Martin-Harris Construction CMPA: AECOM / Roy Tunnell	\$ 970,478	Renovations include: safety/security systems improvements, MEP systems improvements, lighting, fencing, restrooms upgrade, interior finishes, PA system, and ADA code compliance.	C	95	Renovation construction is approximately 95% complete and nearing substantial completion. Renovation construction included restroom renovations, interior finish work, intercom replacement, perimeter fencing and site lighting.
		C-271	Foerster Elementary School	Architect: Hermes Architects CSP Contractor: Prime Contractors CMPA: Rice and Gardner / Scott Fendrick	\$ 4,946,239	Renovations include: safety/security systems improvements, MEP systems improvements, site work, exterior and interior finishes, technology systems improvement, and ADA code compliance	C	95	Construction was Substantially Complete in August 2011 and the contract will be complete in October 2011. The roof replacement will be performed as a separate project during the summer of 2012. [Additional funding may be needed for investigations, equipment removal, and partial/whole roof deck replacement]
		C-072	Fondren Middle School	Architect: SHW Group CSP Contractor: Harris-Martin Construction CMPA: Rice and Gardner / John Engle	\$ 2,913,632	Renovations include: safety/security systems improvements, lighting, window replacements, PA system, and ADA code compliance.	C	90	Contractor is completing the window replacement. Punch list in progress. Science Lab remodel and shower addition in women's coach's office will be completed during Winter Break 2011.
		C-047	Fonville Middle School	Architect: PBK, Inc. CSP Contractor: Prime Construction CMPA: Turner Trevino / Stephanie Elliot	\$ 11,076,547	Renovations include: safety/security systems improvements, MEP systems improvements, science lab improvements, restroom upgrades, and ADA code compliance revisions.	C	96	The Science Building has been turned over to the school. Renovation work is in progress in the First Floor North classrooms and on the completion of punchlist items for other areas of the school. The Library was punchlisted on 9/30/11. The school's move back into the Library is being scheduled.
		C-156	Frost Elementary School	Architect: RDC Architects CMAR: Cadence McShane Construction HISD PM: Travis Stanford	\$ 15,882,000	750 Student Elementary School Replacement on new campus (pre-k to grade 5)	C	100	The building and site work are complete. District has communicated with City of Houston on addressing the sidewalk issue on adjoining properties. In the meantime, HISD will provide shuttle transportation for students on an interim basis. The new 2011 - 2012 School Year began successfully in the new Frost Elementary School.
		C-068	Grady Middle School	Architect: Gensler Architects CMAR: Satterfield & Pontikes CMPA: Rice & Gardner / Robert Barrera	\$ 13,703,739	This is an expansion project with two project phases. The first phase will demolish original building, recreation building, and basketball courts. It will include construction of a gym and 2-story administration building. The second phase will remove T-buildings and construct a 2-story academic wing.	C	70	The exterior brick is complete and the interior walls are almost complete. The roof and exterior windows are 90% complete. The Gymnasium is open and the Main Building will be complete in November 2011.
		C-052	Henry Middle School	Architect: PBK Architects CSP Contractor: Prime Construction CMPA: Turner Trevino / Stephanie Elliot	\$ 2,540,501	Renovations include: safety/security systems improvements, MEP systems improvements, window replacements, science lab improvements, restroom upgrades, and ADA code compliance.	C	93	All Renovation work has been completed and turned over to the school including classrooms, restrooms, the Gymnasium bleachers, the public address (PA) system, and the elevator. Work on the remaining punchlist is in progress.
		C-173	Herod Elementary School	Architect: Kirksey Architects CMAR: Anslow Bryant Construction HISD PM: Meredith Smith	\$ 16,436,647	750 Student Elementary School Replacement on the existing campus (Pre-K to Grade 5). Phase 1 is the new school construction. Phase 2 is the demolition of the old building and completion of site work.	W	95	Students began classes in the new building in January 2011. Phase 2 demolition of the old building and construction of student drop-off drive and visitors parking are complete. Additional parking areas will completed by Fall 2011.



Construction and Facility Services
Traffic Light Report

(As of September 30, 2011)

Indicators	Target Year Open/Completed		Project/School/Facility	Project Team	Budget	General Overview	Phase	% Complete	Status/Issues/Actions
	2011	C-178	Horn Elementary School	Architect: English + Associates CMAR: Drymalla Construction HISD PM: Meredith Smith	\$ 15,809,000	750 Student Elementary School Replacement on the existing campus (Pre-K to Grade 5).	C	95	Student began classes in the new building in August 2011. Phase II construction is approximately 95% complete with site work activities continuing through Fall 2011. Additional playfield improvements are planned during Winter 2011 under an interlocal agreement with the City of Bellaire.
		C-006	Jones High School	Architect: STOA Architects CSP Contractor: Prime Construction CMPA: Atser / Ricky Harrell	\$ 5,416,992	Renovations include: safety/security and MEP improvements, science laboratory upgrades, PA system, and ADA code compliance. The athletic track will be repaired and resurfaced.	C	80	Restroom renovations and refurbishment of air conditioning equipment are complete. Electrical work is 95% complete; painting and door hardware upgrades are 80% complete; PA system and stairwell handrail work is in process. Architect is developing a space utilization plan for Special Needs population.
		C-007	Kashmere High School	Architect: Smith and Company Architects Contractor: TBD CMPA: Turner Trevino / Harvey Jones	\$ 4,511,486	Renovations include: safety/security systems improvements, MEP systems improvements, roof repairs, science laboratory upgrades, and ADA code compliance.	B	100	A final draft of the General Contractor's contract will be sent to HISD for approval by the end of the month.
		C-187	Kelso Elementary School	Architect: Smith & Company Architects CSP Contractor: TBD CMPA: Atser / Ricky Harrell	\$ 1,101,239	Renovations include: safety/security systems improvements, electrical systems improvements, plumbing systems improvements, and ADA code compliance.	C	35	Notice To Proceed (NTP) issued to DT Construction on 7/14/11. Painting of exterior and classrooms completed by Job Order Contractor. Renovation of four Pre-K and Kindergarten classrooms is in process for Wing A of main building. Restroom upgrades in Wing A are 90% complete. Anticipate completion of Phase 1 by mid-October.
		C-057	Lanier Middle School	Architect: Natex Architects CSP Contractor: Prime Contractors CMPA: AECOM / Tim Beally	\$ 1,938,466	Renovations include: safety/security systems improvements, MEP systems improvements, closed circuit television system, exterior doors, interior finishes, and ADA code compliance.	C	95	Renovation construction started on campus in May, 2011 and is nearing substantial completion. Work completed includes replacement of exterior doors, chiller replacement, renovation to science classrooms, modification of the building computer room and renovation for ADA compliance.
		C-009	Lee High School	Architect: Smith and Company Architects CSP Contractor: Cadence McShane CMPA: Rice and Gardner / Scott Fendrick	\$ 4,740,077	Renovations include: safety/security systems improvements, MEP systems improvements, lighting, doors, elevator controls, PA system, and ADA code compliance.	C	90	The overall construction was Substantially Complete in August 2011, however, the restrooms are receiving an additional upgrade and will be completed by November 2011.
		C-194	Lewis Elementary School	Architect: Molina Walker Architects CMAR: Drymalla Construction HISD PM: Travis Stanford	\$ 26,239,547	904 Student Elementary School Replacement (Grades 1-5; refer to C-360 for Bellfort Academy for PreK and Kindergarten)	C	95	The building's interior and exterior is complete as well as the site work. The completion of the few remaining Punchlist items is underway. Furniture has been delivered and is being set into classrooms. The first part of October is the estimated timeframe for relocation from the T-Building Campus to the new Lewis ES. The replacement of any dead landscaping will be reviewed with the Landscape Architect, General Contractor and all necessary parties.
		C-059	Long Middle School	Architect: VLK Architects CSP Contractor: Fort Bend Mechanical CMPA: Rice and Gardner / Scott Fendrick	\$ 10,449,740	Renovations include: safety/security systems improvements, MEP systems improvements, lighting, interior finishes, door and window replacements, elevator controls, paving repairs, roof repairs, PA system, and ADA code compliance. This project will add a new entry, marquee, and canopy for buses.	C	85	The project is substantially complete. Contractor is working on electrical service switchover and punchlist items. The elevator will be replaced over the Winter Break 2011. [Contractor is behind schedule, but still anticipate final completion in 2011]
		C-198	Love Elementary School	Architect: Natex Corporation Architects CSP Contractor: Prime Contractors CMPA: AECOM / Tim Beally	\$ 999,265	Renovations include: safety/security systems improvements, MEP systems improvements, closed circuit television system, flooring, walkway canopy, additional parking, PA system, and ADA code compliance.	C	95	Renovation of this campus started in June and is nearing substantial completion. Work completed includes interior finishes, additional parking, extension of the bus drop off canopy, expansion of the building computer room, replacement of the administration AC unit, new public address system, building intrusion system and renovation for ADA compliance.
		C-199	Lovett Elementary School	Architect: PGAL CMAR: Drymalla Construction HISD PM: Meredith Smith	\$ 16,681,678	750 Student Elementary School Replacement on existing campus (pre-k to grade 5)	C	98	Students began classes in the new building in August 2011. Phase 2 sitework is approximately 98% complete and on schedule for completion in Fall 2011.
		C-061	Marshall Middle School	Architect: PDG Architects Contractor: Martin-Harris Construction CMPA: Turner Trevino / Mandy Wells	\$ 5,862,958	Renovations include: safety/security systems improvements, MEP systems improvements, restrooms upgrade, science laboratory upgrades, and ADA code compliance.	C	90	The architect is working on the punchlist for the contractor to address and finalize the last of the contract items. The design team is assessing the redesign of the condensate piping. [Additional funding may be needed for chilled water piping replacement]
		C-227	McNamara Elementary School	Architect: PDG Architects CSP Contractor: Fort Bend Mechanical CMPA: Rice and Gardner / Robert Barrera	\$ 3,114,797	Renovations include: safety/security systems improvements, MEP systems improvements, lighting, interior and exterior repairs/finishes, PA system, and ADA code compliance.	C	99	Construction is substantially complete and the punch list work is underway. The closeout procedures are being performed.
		C-204	Memorial Elementary School	Architect: Hill & Swart Architects, Inc. CSP Contractor: Martin-Harris Construction CMPA: AECOM / Roy Tunnell	\$ 1,105,790	Renovations include: safety/security systems improvements, MEP systems improvements, lighting, fencing, elevator, restrooms upgrade, and ADA code compliance.	C	95	Renovation construction is approximately 95% complete and nearing substantial completion. Renovation construction included a new elevator tower, interior finishes, renovations of student and staff restrooms, handrail replacement, site lighting and ornamental fence replacement.
		C-299	Milne Elementary School	Architect: SHW Group CSP Contractor: Martin-Harris Construction CMPA: Rice and Gardner / John Engle	\$ 3,776,825	Renovations include: safety/security systems improvements, MEP systems improvements, and ADA code compliance.	C	90	Remaining scope items include replacing classroom doors with hardware and installation of the stage lift. Substantial completion is scheduled for October 2011.
		C-210	Northline Elementary School	Architect: SHW Group Contractor: DT Construction CMPA: Turner Trevino / Harvey Jones	\$ 4,671,770	Renovations include: safety/security systems improvements, MEP systems improvements, additional parking, new front driveway, and ADA code compliance.	W	20	This project is in the warranty phase. Contractor is submitting all owner manuals and warranty manuals to HISD. Certificates from the City of Houston have been received and sent to HISD.
		C-213	Osborne Elementary School	Architect: PGAL Architects Contractor: Prime Construction CMPA: Turner Trevino / Harvey Jones	\$ 4,548,574	Renovations include: safety/security systems improvements, MEP systems improvements, restroom upgrades, elevator installation, and ADA code compliance.	C	68	Phase 3 demolition at the Second Floor east wing classrooms is in progress. The elevator steel has been erected and wall construction in progress.
		C-217	Peck/MacArthur Elementary School	Architect: Taft Architects CMAR: Turner Construction Company HISD PM: Matisia Hollingsworth	\$ 18,010,947	750 Student Elementary School Replacement (Consolidation on Peck Elementary Campus)	C	95	Landscaping, blinds, electrical devices and cover plates are being installed. The wood stairs at the stage are 80% complete, mill work and irrigation installations are 90% complete. Mechanical, electrical and plumbing testing and balancing, commissioning and final cleaning are in progress. The construction of the new school is on schedule and occupancy will take place ahead of schedule on November 28, 2011. The new school address will be 5001 Martin Luther King Jr. Blvd, Houston, TX 77021.



Construction and Facility Services
Traffic Light Report

(As of September 30, 2011)

Indicators	Target Year Open/Completed		Project/School/Facility	Project Team	Budget	General Overview	Phase	% Complete	Status/Issues/Actions
	2011	C-221	Poe Elementary School	Architect: Natex Corporation Architects CSP Contractor: Prime Construction AECOM: Tim Beally	\$ 2,137,807	Renovations include: safety/security systems improvements, MEP systems improvements, new closed circuit television system, PA system, and ADA code compliance.	C	95	Renovation construction started in May, 2011 and is nearing substantial completion. Work completed includes the replacement of all classroom unit ventilators, installing a new DDC controls system, new public address system, building intrusion system, modification of the building computer room and renovation for ADA compliance.
		C-231	Roosevelt Elementary School	Architect: RWS Architects CMAR: Gamma Construction HISD PM: Bruce Green	\$ 16,586,133	750 Student Elementary School Replacement on existing campus (pre-k to grade 5)	C	80	The contractor has completed the exterior masonry walls, roofing, and window installation. The Contactor continues to work on the interior mechanical, electrical and plumbing. The terrazzo floors are finished, the kitchen equipment has been installed, the mechanical system is scheduled to be started the first week of October.
			School Turnaround Projects (11 Schools)	Architect: N/A Contractor: Annual Vendors/Job Order Contractors HISD PM: Willie Burroughs	\$ 646,242	Special Summer renovation projects include painting, miscellaneous interior and exterior modifications, safety and security upgrades, and other general capital improvements. These improvements to schools throughout the District are being funded through a Trustee allocation from District IX.	C	80	Renovations are being performed by job order contractors (JOC), annual vendors, and HISD Maintenance staff. Work is being closely coordinated with other Bond Program renovations and most of it was completed before the start of the 2011-2012 school year.
		C-276	Shadowbriar Elementary School	Architect: PMP Architects CSP Contractor: Horizon Group CMPA: Rice and Gardner / John Engle	\$ 2,769,342	Renovations include: safety/security systems improvements, MEP systems improvements, PA system, flooring replacement, and ADA code compliance.	C	95	Project Substantial Completion punch list is underway. Installation of the chiller is the final item in the remaining scope of work. Door hardware and lock core installation is underway. Project is scheduled for completion in October 2011.
		C-023	Sharpstown High School (see also 2013 addition project)	Architect: PDG Architects CSP Contractor: Fort Bend Mechanical CMPA: Rice and Gardner / John Engle	\$ 3,377,064	Renovations include: safety/security systems improvements, MEP systems improvements, science laboratory upgrades, PA system, and ADA code compliance. A new classroom wing addition to replace existing transportable buildings was added to the scope of work through a Trustee allocation.	C	99	Construction is substantially complete and the punch list work is underway. The closeout procedures are being performed.
		C-285	Valley West Elementary School	Architect: PMP Architects CMAR: Satterfield & Pontikes HISD PM: Bruce Green	\$ 8,371,782	New 36,000 SF Addition and Renovation	W	80	The project was completed in January 2011 and is now in the warranty period. The Team is working on final project accounting and the last of the project closeout items.
		C-056	Welch Middle School	Architect: Hermes Architects CSP Contractor: Prime Contractors CMPA: Rice and Gardner / Scott Fendrick	\$ 7,070,597	Renovations include: safety/security systems improvements, MEP systems improvements, paving repairs, interior finishes, and ADA code compliance. This project will add additional parking, marquee, and a canopy for bus drop-off.	C	95	The project was Substantially Complete in August 2011. The closeout procedures are being performed.
		C-256	Wharton K-8 Dual Language Academy	Architect: Parra Design Group Contractor: Annual Vendors and RHJ/JOC HISD PM: Lloyd Hart	\$ 1,148,000	Trustee allocations approved for general campus improvements. Project includes safety/security systems upgrades and general interior improvements.	C	40	New window coverings, new marquee, new lab furniture and lab equipment have already been completed. A new rooftop heating unit over the kitchen will be added to the planned improvements. Restroom upgrades to follow.
		C-267	White Elementary School	Architect: Smith and Company Architects CSP Contractor: Cadence McShane CMPA: Rice and Gardner / Scott Fendrick	\$ 4,009,256	Renovations include: safety/security systems improvements, MEP systems improvements, lighting, door and window replacements, interior finishes, PA system, and ADA code compliance. This project will add a marquee and canopy for bus drop-off.	C	95	The construction was Substantially Complete in August 2011. The parking lot will be resurfaced in October. The project completion date is extended to October 31st.
	2012	C-102	Alcott Elementary School	Architect: Merriman Holt Architects CSP Contractor: TBD CMPA: Atser / Jeffrey Tennyson	\$ 5,011,586	Renovations include: safety/security and MEP improvements, lighting, door and window replacements, interior finishes, bathrooms upgrade, walkways and ADA code compliance.	B	95	Project was bid along with Garden Villas ES and Woodson MS July 14, 2011. Bid evaluations complete and contract recommendation will be submitted to HISD Board for approval on October 13, 2011. General Contractor contract negotiations with Best Value Contractor in process. [Additional funding may be needed for chilled water piping replacement]
		C-103	Allen Elementary School	Architect: Matrix Spencer Inc. CMAR: Comex Corp. HISD PM: Bruce Green	\$ 17,324,335	750 Student Elementary School Replacement (Consolidation with Kennedy Elementary School)	C	80	The contractor has completed the installation of the exterior brick, window installation and roofing. the contractor has begun installation of the ceiling grid and tile. The interior walls are being prep for painting. The contractor has scheduled the installation of the casework, doors and floor finishes for the beginning of October.
		C-029	All-Female College Preparatory Academy (CLC)	Architect: N/A Contractor: Annual Vendors/Job Order Contractors HISD PM: Sylvia Pena	\$ 978,761	Modifications to the former Contemporary Learning Center. Renovation include: safety/security systems improvements, electrical improvements, lighting, interior finishes, restrooms upgrade, ADA code compliance, and general cleaning of building exterior.	C	95	Project was substantially complete on schedule on August 1, 2011. Closeout documents have been reviewed and approved for final payments.
		C-067	All-Male College Preparatory Academy (EO Smith Education Center)	Architect: RdIR Architects Contractor: Annual Vendors/Job Order Contractors HISD PM: Sylvia Pena	\$ 3,660,992	Facility improvements include: building entrance improvements, lighting system upgrades, science laboratory renovations, exterior and interior finishes, site work, technology systems, ADA code compliance, and other general improvements. Additional funds from Trustee allocation for conversion of library space.	D	100	Construction Documents for interior renovation have been approved by the City of Houston for building permits. Project to be advertised (through the competitive bid method) in the next couple of weeks and is schedule for bid opening in early November.
		C-106	Atherton Elementary School	Architect: IDG Architects CMAR: Cadence McShane Construction HISD PM: Lloyd Hart	\$ 15,882,000	750 Student Elementary School Replacement on the existing campus (pre-k to grade 5)	C	3	Abatement/demolition underway. LEED recycling process underway. All permits in hand. [Challenges during the permitting process have delayed the start of construction]
		C-041	Attucks Middle School	Architect: STOA Architects CSP Contractor: Prime Construction CMPA: Atser / Ricky Harrell	\$ 5,055,239	Renovations include: safety/security systems improvements, MEP systems improvements, door and window replacements, science laboratory upgrades, and ADA code compliance.	C	60	Prime Contractors was given Notice To Proceed (NTP) with construction on 5/10/11. Demolition of boys and girls locker rooms and science labs complete. Lighting and painting of corridors; flooring in admin areas and teachers lounge; and restroom renovations are complete.
		C-001	Austin High School	Architect: AUTOARCH Architects CSP Contractor: TBD CMPA: Johnston / Alan Johnston	\$ 4,126,489	Renovations include: safety/security systems improvements, MEP systems improvements, and ADA code compliance and science laboratory upgrades.	B	90	Austin HS is part of a 2 school bid package with Burnet ES. Best Value General Contractor Selection has been made and Value Engineering is in progress. Two meetings and multiple correspondence has resulted in identifying cost saving items that are currently being priced. Met with principal and staff to prioritize list prior to final contractor proposal. Will meet on September 29 to review final price. [Value engineering and negotiations have delayed the start of construction,]



Construction and Facility Services
Traffic Light Report

(As of September 30, 2011)

Indicators	Target Year Open/Completed		Project/School/Facility	Project Team	Budget	General Overview	Phase	% Complete	Status/Issues/Actions
	2012	C-661	Barnett Stadium	Architect: Natex Architects CSP Contractor: TBD CMPA: Atser / Ruben Martinez	\$ 6,043,720	Renovations include: safety/security and MEP improvements, asphalt paving, site drainage improvements, sidewalks, fencing, PA systems, and ADA code compliance.	B	15	Value engineering is underway to address unforeseen FEMA-mandated work (e.g., flood gates and back-up generators for pumps). Final Construction Documents for renovations have been submitted for City of Houston (COH) permit review. Architect re-submitted to COH for permit in August. Awaiting reimbursement from FEMA to replace advanced funds for flood gate work. Two condensing units replaced in Field House. Four flood gates installed around Field House and testing complete. Architect added triple sinks, hot water and grease traps in all concession stands at the complex.
		C-002	Bellaire High School	Architect: Gensler Architects CMAR: Satterfield & Pontikes CMPA: Rice & Gardner / Robert Barrera	\$ 16,657,748	Renovations include: safety/security systems improvements, MEP systems improvements, PA system, and ADA code compliance. The athletic track will be repaired and resurfaced.	C	35	The existing transportable building (T-building) was relocated and is complete. The restroom renovations are complete and the structural steel for the new Science wing is 98% complete. The project is scheduled for completion in August 2012.
		C-042	Black Middle School	Architect: Fehr Grossman Cox Architects CSP Contractor: Miner-Dederick CMPA: AECOM / Dan Garrett	\$ 6,026,394	Renovations include: safety/security systems improvements, MEP systems improvements, interior finishes, installation of two elevators, parking lot and driveway replacement, new school entrance and ADA code compliance.	C	60	Renovations to Building 2 including the new elevator tower, replacement of the front parking lot, replacement of the gymnasium windows and installation of a new entry canopy were completed for the start of school. Renovation of Building 1 is underway and will include ADA compliance work, renovations to the administrative offices, and completion of the new elevator tower.
		C-120	Browning Elementary School	Architect: Ambrose & House Architects, L.L.P. CSP Contractor: TBD CMPA: AECOM / Robert Langefield	\$ 2,599,222	Renovations include: safety/security systems improvements, MEP systems improvements, electrical improvements, suspended ceiling, exterior wall finishes, PA system, door hardware, restrooms upgrade, paving improvements, and ADA code compliance.	B	75	Competitive Sealed Proposals were received for the renovation on September 20, 2011. The evaluation process is underway by HISD. [Issue with the two best value proposals may require project to be rebid and thereby delay the start of construction]
		C-124	Burnet Elementary School	Architect: AUTOARCH Architects CSP Contractor: TBD CMPA: Johnston / Alan Johnston	\$ 1,316,593	Renovations include: safety/security systems improvements, MEP systems improvements, and ADA code compliance.	B	90	Burnet ES is part of a 2-school bid package with Austin HS. Best Value General Contractor Selection has been made and Value Engineering is in progress. Two meetings and multiple correspondence has resulted in identifying cost saving items that are currently being priced. Met with principal and staff to prioritize list prior to final contractor proposal. Will meet on September 29 to review final price. [Value engineering and negotiations have delayed the start of construction]
		C-125	Burrus Elementary School	Architect: Llewellyn-Davis Sahni CSP Contractor: TBD CMPA: Turner Trevino / Mandy Wells	\$ 1,762,841	Renovations include: safety/security systems improvements, MEP systems improvements, window system upgrades, and ADA code compliance.	B	10	The project will bid on October 4, 2011. The bids will then be reviewed and awarded by HISD Procurement.[Extended design phase and permitting period has impacted schedule]
		C-662	Butler Stadium	Architect: Natex Architects CSP Contractor: TBD CMPA: Atser / Ruben Martinez	\$ 2,985,240	Renovations include: safety/security and MEP improvements, asphalt paving, sidewalks, fencing, PA systems, and ADA code compliance.	B	15	Hazardous Materials (HAZMAT) Tasks 1 and 2 are complete. Final Construction Documents for renovations have been submitted for City of Houston (COH) permit review. Architect is addressing comments from COH and will resubmit for further permit review. Architect added triple sinks, hot water and grease traps in all concession stands at the complex. Architect re-submitted to COH for permit in August.
		C-322	Carnegie Vanguard High School	Architect: RdIR Architects CMAR: Turner Construction HISD PM: Meredith Smith	\$ 21,644,356	600 Student High School Replacement on property adjacent to Gregory-Lincoln Education Center. Build-out of the existing Settegast Building and mechanical system upgrades have been added to the scope through a Trustee allocations (Larry Marshall \$1.9M and Carol Galloway \$100K).	C	25	Construction is in progress for completion in August 2012 with foundation complete and precast concrete panels erected. Steel beam and joist erection is in progress. An interlocal agreement with the COH provides for construction of a parking deck to leave more of the campus as green space for play fields. Additional Trustee funding provides build-out of the
		C-292	Carrillo Elementary School	Architect: Sustaita Architects CSP Contractor: TBD CMPA: Johnston / Alan Johnston	\$ 2,970,547	Renovations include: safety/security systems improvements, MEP systems improvements, and ADA code compliance.	D	99	The Architect is substantially complete with Construction Documents. Temporary T-Building documentation is in progress. The project is part of a 4-school bid package.
		C-290	Crespo Elementary School	Architect: Prozign Architects CSP Contractor: TBD CMPA: Johnston / Aaron Noto	\$ 3,305,779	Renovations include: safety/security systems improvements, MEP systems improvements, and ADA code compliance.	D	100	A Building Permit has been approved and the Architect is preparing to issue the plans for Competitive Sealed Proposals. Crespo is part of a 2 school package with Whittier Elementary School.
		C-663	Delmar Stadium	Architect: Natex CSP Contractor: TBD CMPA: Atser / Ruben Martinez	\$ 5,939,587	Renovations include: safety/security and MEP improvements, asphalt paving, sidewalks, fencing, PA systems, and ADA code compliance.	B	15	Hazardous Materials (HAZMAT) tasks and topographical surveys have been completed. Two boilers were replaced by annual vendor during the Winter Break 2010. Final Construction Documents have been submitted for City of Houston (COH) permit review. Two domestic hotwater boilers were replaced on 1/21/11. Architect added triple sinks, hot water and grease traps in all concession stands at the complex. Architect re-submitted to COH for permit in August.
		C-138	DeZavala Elementary School	Architect: Parra Design Group CSP Contractor: TBD CMPA: Johnston / Aaron Noto	\$ 1,295,318	Renovations include: safety/security systems improvements, MEP systems improvements, and ADA code compliance.	D	100	DeZavala is part of a 2-school package with Edison Middle School. Second review has been completed. City is requiring one additional clarification. Permit should be approved by 9-30-11.
		C-144	Durkee Elementary School	Architect: PGAL Architects Contractor: Prime Construction CMPA: Turner Trevino / Stephanie Elliot	\$ 6,951,682	Renovations include: safety/security systems improvements, MEP systems improvements, roof replacement, window replacements, classroom casework replacement, restroom upgrades, and ADA code compliance revisions.	C	62	Punchlist of Phases 1, 2, 2a are in progress. The Renovation work in Phase 3 Renovation is in progress. Roof on north wing in progress.
		C-301	Eastwood Academy High School	Architect: Prozign Architects CMAR: Gamma Construction CMPA: Johnston / Aaron Noto	\$ 8,578,600	Renovations include: safety/security systems improvements, MEP systems improvements, and ADA code compliance. This project will include an addition to the school.	D	100	The project will be bid using Construction Management at Risk and Gamma Construction Company will be the General Contractor. Variance package has been received. Process requires notification to citizens living within 500 feet of school. Once notification is complete, variance request will be presented for public hearing. Timeline for completion of variance process is estimated at 6 to 8 weeks. [Variance process may delay the start of construction]
		C-046	Edison Middle School	Architect: Parra Design Group CSP Contractor:TBD CMPA: Johnston / Aaron Noto	\$ 1,375,126	Renovations include: safety/security systems improvements, MEP systems improvements, and ADA code compliance.	D	100	Edison is part of a 2-school package with DeZavala Elementary School. Building permit has been approved. Architect will issue bid documents once the permit has been approved for De Zavala ES.
		C-078	Fleming Middle School	Architect: ArcTec Associates, Inc. CSP Contractor: TBD CMPA: AECOM / Roy Tunnell	\$ 8,610,886	Renovations included: safety/security systems improvements, MEP systems improvements, lighting, window replacements, interior finishes, fencing, gymnasium bleachers, gym floor, and ADA code compliance.	B	65	Competitive Sealed Proposals were received from 13 General Contractors. The project is under budget and the evaluation process is starting. Upon completion of the CSP evaluations, a recommendation for best value contractor will be submitted for approval and contract award.



Construction and Facility Services
Traffic Light Report

(As of September 30, 2011)

Indicators	Target Year Open/Completed		Project/School/Facility	Project Team	Budget	General Overview	Phase	% Complete	Status/Issues/Actions
	2012	C-004	Furr High School	Architect: Proznign Architects CSP Contractor: Summit Builders CMPA: Johnston / Alan Johnston	\$ 11,888,962	Renovations include: safety/security systems improvements, MEP systems improvements, and ADA code compliance.	C	65	Construction in Building A is 45% complete. Student are occupying the first and third floors and second floor library. Building F is complete and fully occupied with the exception of minor items. Building G is occupied and complete with the exception of new gym floor finish. New window installation is ongoing. Remaining construction is ongoing and a new phasing plan is currently being established.
		C-291	Gallegos Elementary School	Architect: RDC Architects CSP Contractor: TBD CMPA: Johnston / Alan Johnston	\$ 2,379,522	Renovations include: safety/security systems improvements, MEP systems improvements, and ADA code compliance.	D	100	Architect will be released to proceed with documentation for the installation of temporary T-Buildings in October 2011. Once completed, the construction documents will be issued for competitive sealed proposal (CSP). The project is part of a 2-school package with Pleasantville ES.
		C-157	Garden Oaks Elementary School	Architect: N/A Contractor: Annual Vendor CMPA: Turner Trevino/Bill Criswell	\$ 220,650	Trustee Allocation to replace mechanical system chiller and associated piping.	P	50	In the preliminary stage of planning to determine scope. The work will be completed by Board-approved annual vendors.
		C-262	Grissom Elementary School	Architect: MLB and Associates, LLC CSP Contractor: TBD CMPA: Atser Jeffrey Tennyson	\$ 3,892,925	Renovations include: safety/security and MEP improvements, exterior doors, ceiling, restrooms upgrade, door hardware, PA system, signage, paving repairs, canopy, and ADA code compliance.	D	98	Architect addressed comments and resubmitted renovation package to COH for permit in September. Project requires two T-buildings for swing space; funding sources are being sought for these additional units. Architect submitted drawings to COH for permit of T-buildings at the end of September 2011.
		C-049	Hamilton Middle School	Architect: Ambrose and House Architects, L.L.P. CSP Contractor: TBD CMPA: AECOM / Ron McGowan	\$ 2,142,370	Renovations include: safety/security systems improvements, MEP systems improvements, exterior doors, door hardware, restrooms upgrade, replacement of new elevator, and ADA code compliance.	B	75	Competitive Sealed Proposals for the renovation were received September 20, 2011. The evaluation process is underway by HISD. [Issue with the two best value proposals may require project to be rebid and thereby delay the start of construction]
		C-166	Harris , JR Elementary School	Architect: Sustaita Architects CSP Contractor: TBD CMPA: Johnston / Alan Johnston	\$ 4,786,306	Renovations include: safety/security systems improvements, MEP systems improvements, and ADA code compliance.	D	99	The Architect is substantially complete with Construction Documents. Temporary T-Building documentation is in progress. A requested increase in the scope of work is being evaluated for incorporation into the project. Project is part of a 4-school bid package.
		C-167	Harris, RP Elementary School	Architect: Ambrose and House Architects, L.L.P. CSP Contractor: TBD CMPA: Johnston / Alan Johnston	\$ 5,604,993	Renovations include: safety/security systems improvements, MEP systems improvements, and ADA code compliance.	D	95	RP Harris ES is part of a 2 school bid package with Holland MS. First review of plans has been completed at the City of Houston. During plan review, it was discovered that a portion of and existing building is in the 100 year flood plain. A new survey is required prior to permit approval. A surveyor has been secured and is in the process of completing the required survey. Once complete, drawings will be re-submitted to the City.
		C-169	Harvard Elementary School	Architect: Ambrose and House Architects, L.L.P. CSP Contractor: TBD CMPA: AECOM / Ron McGowan	\$ 1,989,761	Renovations include: safety/security systems improvements, MEP systems improvements, lighting, exterior, interior doors and hardware, window replacements, restrooms upgrade, fencing, and ADA code compliance.	B	75	Competitive Sealed Proposals for the renovation were received September 20, 2011. The evaluation process is underway by HISD. [Issue with the two best value proposals may require project to be rebid and thereby delay the start of construction]
		C-170	Helms Elementary School	Architect: Fehr Grossman Cox Architects CSP Contractor: TBD CMPA: AECOM / Dan Garrett	\$ 3,115,648	Renovations include: safety/security systems improvements, MEP systems improvements, interior finishes, installation of an elevator, restroom upgrades, parking lot and driveway replacement, fencing, and ADA code compliance.	B	75	The architect is revising the bid documents and will reissue the project for Competitive Sealed Proposals in October. [All proposals exceeded budget; additional funding may be needed to accomplish priority work and re-bidding may impact schedule]
		C-171	Henderson, JP Elementary School	Architect: Sustaita Architects CSP Contractor: TBD CMPA: Johnston / Alan Johnston	\$ 1,601,302	Renovations include: safety/security systems improvements, MEP systems improvements, and ADA code compliance.	D	99	The Architect is substantially complete with the Construction Documents. Project is part of a 4-school bid package.
		C-286	Herrera Elementary School	Architect: Llewellyn-Davis Sahni Contractor: TBD CMPA: Turner/Trevino	\$ 2,724,256	This facility will be renovated with a parking lot expansion. Improvements also include interior hardware replacement, select flooring replacement, select restroom upgrades and ADA code compliance.	B	5	The project will bid in October 2011. The bids will then be reviewed and awarded by HISD Procurement. [Extended design phase and permitting period has impacted schedule]
		C-025	High School for Performing and Visual Arts	Architect: Sustaita Associates CSP Contractor: TBD CMPA: AECOM / Dan Garrett	\$ 4,688,437	Renovations include: safety/security improvements, MEP systems improvements/replacement, lighting, interior finishes, ceiling replacement, theater upgrades, and ADA code compliance.	C	12	The Notice to Proceed with construction was issued to the contractor in July, 2011. Currently demolition of the non functioning exterior HVAC equipment is complete and work in the central plant is underway. The contractor has also begun interior finish work and marker board replacement in available classrooms.
		C-175	Hobby Elementary School	Architect: Smith & Company Architects CSP Contractor: DT Construction CMPA: Atser / Jeffrey Tennyson	\$ 3,694,858	Renovations include: safety/security systems improvements, MEP systems improvements, and ADA code compliance.	C	30	Notice To Proceed (NTP) issued 7/14/11 to DT Construction. Phase 1 renovation will be complete by mid-October and includes construction of restrooms and renovation work in Pre-K and Kindergarten classrooms. Phase 2 will start once punch list is complete for Phase 1.
		C-050	Holland Middle School	Architect: Ambrose & House Architects, L.L.P. CSP Contractor: TBD CMPA: Johnston / Alan Johnston	\$ 3,219,773	Renovations include: safety/security systems improvements, MEP systems improvements, and ADA code compliance.	D	95	Holland MS is part of a 2 school bid package with RP Harris ES. First review of plans complete with the City. Required revisions are being completed by architect.
		C-038	H.P. Carter Educational Center (DeVry University Advantage Academy)	Architect: RdIR Architects Contractor: Annual Vendors and JOCs HISD Project Manager: Sylvia Pena	\$ 2,959,935	Project includes classrooms and laboratory addition as well as site improvements. Trustee Allocation approved for mechanical system improvements and replacement of chillers.	C	65	District annual painters have completed the powerwashing of the building exterior, and painting of the interior of the school is complete. Site fencing is currently being coordinated with the project architect for accuracy. The mechanical system was reviewed by the mechanical, electrical, and plumbing (MEP) engineer while the cooling tower was replaced. Programming meetings are ongoing. This project has been phased so that the majority of the site work will be conducted during the Fall semester.
		C-180	Isaacs Elementary School	Architect: English + Assoc. Architects, Inc. CSP Contractor: TBD CMPA: AECOM / Roy Tunnell	\$ 3,564,451	Renovations include: safety/security systems improvements, MEP systems improvements, lighting, window replacements, door hardware, additional parking, fencing, roof replacement, ceiling replacement, classroom millwork, restrooms upgrade, and ADA code compliance.	B	100	Competitive Sealed Proposals were received from 12 General Contractors on the renovation and the project is under budget. The evaluation process has been completed and the best value contractor recommended. A Board Agenda item has been submitted for contract award. Summer work for the Apollo Program was completed for the start of school. This work included interior painting, flooring, toilet partitions, ceiling replacement, and new ornamental fencing in addition to new perimeter fencing.



Construction and Facility Services
Traffic Light Report

(As of September 30, 2011)

Indicators	Target Year Open/Completed		Project/School/Facility	Project Team	Budget	General Overview	Phase	% Complete	Status/Issues/Actions
	2012	C-054	Jackson Middle School	Architect: AUTOARCH Architects CSP Contractor: Summit Builders CMPA: Johnston / Alan Johnston	\$ 13,681,192	Renovations include: safety/security systems improvements, MEP systems improvements, and ADA code compliance.	C	50	First Floor corridor between band hall and auditorium is complete with the exception of terrazo work and is occupied. Students now have access to half of the first floor. Terrazo work has restarted in areas that are currently under renovation on the first floor. Remaining first floor classrooms to be complete by October 14, 2011. New administration area to be complete by October 30, 2011. [Contractor is 30 to 60 days behind schedule]
		C-182	Jefferson Elementary School	Architect: Corgan+PBA Contractor: TBD CMPA: Turner Trevino / Stephanie Elliot	\$ 1,301,877	Renovations include: safety/security systems improvements, MEP systems improvements, restrooms upgrade, roof repairs, and ADA code compliance.	B	50	Competitive sealed proposals (CSP) have been received and are now being evaluated. [Project was rebid and overall schedule has been impacted]
		C-055	Johnston Middle School	Architect: RWS Architects CSP Contractor: Fort Bend Mechanical CMPA: Rice and Gardner / Robert Barrera	\$ 7,190,470	Renovations include: safety/security systems improvements, MEP systems improvements, exterior and interior finishes, science laboratory upgrades, and ADA code compliance.	C	25	The main building abatement, floor tile, ceilings, fire alarm system, and restrooms are complete. The unit ventilators, electrical upgrades, windows, carpeting, and painting work will be completed by July 2012.
		C-033	Jordan High School for Careers	Architect: ESPA Contractor:TBD CMPA: Turner Trevino / Harvey Jones	\$ 2,663,108	Renovations include: safety/security systems improvements, MEP systems improvements, doors and hardware, restroom upgrades, and ADA code compliance.	D	99	The program manager has developed the advertisement and bidding schedule to be used for the project. The ads should be ready next month.
		C-242	K. Smith Elementary School	Architect: Brave Architects CMAR: Comex Corp. HISD PM: Lloyd Hart	\$ 11,184,186	Funding is being considered for an addition (to complete the replacement of the campus begun in prior bond program) and an expansion for total campus capacity of 860 students.	D	100	The scope of the project has been evaluated and re-confirmed in relation to building size and available budget. Revised project schedule is being developed. Board authorized design modifications and the construction documents will be revised to match results of evaluation. The revised construction documents will be issued for bid by the construction manager-at-risk (CMAR) in the 4th Quarter 2011.
		C-185	Kashmere Gardens Elementary School	Architect: Hill & Swart Architects, Inc. CSP Contractor: TBD CMPA: Turner Trevino / Harvey Jones	\$ 2,408,000	Renovations include: safety/security systems improvements, new roofing system, MEP systems improvements, doors and hardware, restroom upgrades, and ADA code compliance. Additional facility upgrades were incorporated through a Trustee allocation.	B	98	Reference process has been completed by the architect and program manager and has been returned to HISD for approval. A job order contractor is also working on a proposal to identify and correct additional items not in the scope of work to be bid. The project will be bid in December.
		C-079	Key Middle School	Architect: TBD Contractor: TBD CMPA: Turner Trevino / Mandy Wells	\$ 4,229,767	Renovations include: safety/security systems improvements, MEP systems improvements, and ADA code compliance.	D	65	A new architectural/engineering team has been selected and contract negotiations are underway. An executed contract is anticipated by the end of the month. [Loss of assigned architect/engineer team and assignment of new design team may impact project schedule]
		C-195	Lockhart/Turner Elementary School	Architect: Harrison Kornberg CMAR: Turner Construction HISD PM: Travis Stanford	\$ 18,240,000	750 Student Elementary School Replacement (Consolidation with Turner Elementary School on the Turner Campus)	C	30	Construction of the new school is in progress for completion by Summer 2012. The installation of site work, pavement, foundation, and steel structure are in progress.
		C-010	Madison High School	Architect: Molina Walker Architects CSP Contractor: TBD CMPA: Atser / Jeffrey Tennyson	\$ 6,921,076	Renovations include: safety/security systems improvements, MEP systems improvements, science infrastructure improvements, and ADA code compliance.	C	25	Exterior site lighting by HISD Annual Vendor is complete. Renovation of Building D restrooms and Building A locker rooms are in process. Refurbishment of existing hot water boilers is complete. Principal to approve color selections by 9/30/11.
		C-298	Martinez, R Elementary School	Architect: English + Associates Architects CSP Contractor: TBD CMPA: Johnston / Alan Johnston	\$ 3,709,128	Renovations include: safety/security systems improvements, MEP systems improvements, and ADA code compliance.	D	100	The City of Houston has completed the first Building Permit Review. The plans will be revised to accommodate the review comments.
		C-264	Mitchell Elementary School	Architect: Brave Architects CSP Contractor: TBD CMPA: Atser / Victor Fleming	\$ 3,629,403	Renovations include: safety/security systems improvements, MEP systems improvements, bathrooms upgrade, site improvements, library expansion, and ADA code compliance.	B	50	The request for variance from Harris County Flood Control District 500-year flood plain requirements was approved on 4/28/11. COH permit received on 8/22/11. Received Competitive Sealed Proposals (CSP) from twelve (12) General Contractors on 9/27/11. Competitive Sealed Proposal evaluation in process.
		C-207	Montgomery Elementary School	Architect: Studio Red Architects CSP Contractor: TBD CMPA: Atser / Jeffreyson	\$ 3,914,364	Renovations include: safety/security and MEP improvements, lighting, door and hardware replacements, flooring, restrooms upgrades, PA system, and ADA code compliance.	D	97	Variance from Harris County Flood District 500-year flood plain requirements was approved. Architect re-submitted for Permit to COH on 9/22/11. No T-Buildings will be utilized for swing space.
		C-212	Oates Elementary School	Architect: Sustaita Architects CSP Contractor: TBD CMPA: Johnston / Alan Johnston	\$ 2,106,499	Renovations include: safety/security systems improvements, MEP systems improvements, and ADA code compliance.	D	99	The Architect is substantially complete with the Construction Documents. A request has been made for Additional Service allowance increase to cover Roof Consultant services. Project is part of a 4-school bid package.
		C-265	Petersen Elementary School	Architect: Studio Red Architects CSP Contractor: TBD CMPA: Atser / Jeffreyson	\$ 3,145,033	Renovations include: safety/security and MEP improvements, lighting, signage, door and hardware replacements, PA system, fencing, and ADA code compliance.	D	97	Variance from Harris County Flood District 500-year flood plain requirements was approved on 5/26/11. T-buildings are not required for swing space. Permit approved by COH on 9/28/11. Project will be bid along with Montgomery ES.
		C-220	Pleasantville Elementary School	Architect: RDC Architects CSP Contractor: TBD CMPA: Johnston / Alan Johnston	\$ 4,609,220	Renovations include: safety/security systems improvements, MEP systems improvements, and ADA code compliance.	D	100	Awaiting Additional Service request for Temporary T-Building documentation. The project is part of a 2 school package with Gallegos ES.
		C-382	Reagan K-8	Architect: PBK Architects CMAR: Anslow Bryant Construction HISD PM: Meredith Smith	\$ 29,638,439	New 900 Student Pre-K to Grade 8 School.	C	30	Construction began in May 2011 and is scheduled for completion by Winter 2012. Building foundation is complete and steel erection is near completion. Exterior framing is in progress.
		C-310	Sam Houston Math, Science, & Technology Center	Architect: Corgan+PBA Contractor: Morganti Construction CMPA: Turner Trevino / Stephanie Elliot	\$ 11,735,625	Project includes safety/security systems improvements, MEP systems improvements, addition of an elevator, and ADA code compliance.	C	20	Notices-to-Proceed (NTP) have been issued for Bid Packages 1 and 2. The renovated science lab classrooms were turned over to the school before the first day of classes. The renovation of the restrooms is in progress. Bids have been received for the New Classroom Addition.
		C-309	Ninth Grade Academy	Architect: Corgan+PBA Contractor: Morganti Construction CMPA: Turner Trevino / Stephanie Elliot	\$ 178,499	Trustee allocation has been approved for this project for addressing the temporary buildings on campus. Project includes safety/security systems improvements.	C	20	Notices-to-Proceed (NTP) have been issued for Bid Packages 1 and 2. The closed circuit television (CCTV) system upgrades have been completed. Fencing work, new sidewalks, and miscellaneous asphalt replacement will be completed as part of the safety and security improvements..
		C-237	Scarborough Elementary School	Architect: PGAL Contractor: Prime Construction CMPA: Turner Trevino / Stephanie Elliot	\$ 5,865,490	Renovations include: safety/security systems improvements, MEP systems improvements, window replacements, classroom casework replacement, addition of an elevator, and ADA code compliance.	C	62	Phase 3 demo and renovation of second floor classrooms is in progress. The Elevator is currently under construction.



Construction and Facility Services
Traffic Light Report

(As of September 30, 2011)

Indicators	Target Year Open/Completed		Project/School/Facility	Project Team	Budget	General Overview	Phase	% Complete	Status/Issues/Actions
	2012	C-024	Scarborough High School	Architect: CDG Architecture & Interior Design, Inc. CSP Contractor: Drymalla Construction CMPA: AECOM / Dan Garrett	\$ 12,378,046	Renovations include: safety/security improvements, MEP systems improvement/ replacement, parking repairs, interior finishes, site work, new school entrance, parking lot/driveway replacement, and ADA code compliance. The athletic track will be replaced.	C	68	Renovation Phases I and II construction were completed for the start of school. These phases included 20 classrooms, the Cafeteria, Kitchen, and new Administrative Offices. Paving resurfacing of the front parking lot is complete. The next phase of renovation is starting and will include the Auditorium, Band, Theater and additional classrooms. Target completion date is Second Quarter of 2012.
		C-238	Scott/Dogan Elementary School	Architect: ESPA CMAR: Cadence McShane Construction HISD PM: Elena Stephens	\$ 18,890,060	750 Student Elementary School Replacement (Consolidation of Scott and Dogan Elementary Schools on the Dogan Campus)	D	100	The Architect issued drawings to the City of Houston for Permit and is in the process of completing the first round of permit comments. We are expecting the drawings to be re-submitted by October 7, 2011. [An extended design phase, unanticipated City-mandated street improvements, and the flood plain variance request process have delayed the start of construction]
		C-081	Sharpstown International (Middle) School	Architect: PDG Architects CSP Contractor: TBD CMPA: Rice and Gardner / John Engle	\$ 5,432,590	Renovations include: safety/security systems improvements, MEP systems improvements, science laboratory upgrades, window replacements, PA system, and ADA code compliance.	D	99	The project is now at the City of Houston for permit review and is expected to be out for Competitive Sealed Proposals in November 2011. [Documenting exemption from 100-year flood plain requirements has taken longer than anticipated]
		C-244	Southmayd Elementary School	Architect: Perspectiva Architects CMAR: Morganti Texas, Inc. CMPA: Johnston / Alan Johnston	\$ 12,100,004	Renovations include: safety/security systems improvements, MEP systems improvements, and ADA code compliance. This project will include an addition to the school.	B	5	The Construction Management at Risk proposal has been submitted and is currently under review.
		C-014	Sterling High School	Architect: Huerta & Associates CSP Contractor: TBD CMPA: Atser / Ricky Harrell	\$ 4,432,601	Renovations include: safety/security and MEP improvements, window replacements, science lab upgrades and ADA code compliance. The athletic track will be repaired and resurfaced.	D	95	Installation of auditorium seats completed. COH permit received on 9/16/11. Architect is revising drawings to include window replacement for Buildings B&C.
		C-163	Sugar Grove Academy	Architect: Courtney Harper + Partners Bid Contractor/Renovation: Solidarity Contracting CSP Contractor/Gym: TBD HISD PM: Meredith Smith	\$ 4,850,000	Modification of former elementary school for middle school students; science room renovations; new gymnasium	B	100	Construction of a gym will begin in Fall 2011 and be completed in Fall 2012. During Summer 2011, former kindergarten rooms were renovated to become middle school science rooms.
		C-248	Sutton Elementary School	Architect: Pfluger Architects CSP Contractor: TBD CMPA: Rice and Gardner / Robert Barrera	\$ 5,540,699	Renovations include: safety/security systems improvements, MEP systems improvements, exterior finishes, and ADA code compliance.	B	50	The City of Houston building permit has been approved. Competitive sealed proposals (CSP's) were received in August, proposal evaluations are underway, and the start of construction is scheduled for Fall 2011.
		C-077	Thomas Middle School	Architect: Archi*Technic/3 CSP Contractor: TBD CMPA: Atser / Victor Fleming	\$ 2,868,876	Renovations include: safety/security systems improvements, MEP systems improvements, bathrooms upgrade, science laboratory upgrade, window replacements, and ADA code compliance.	B	80	Demolition of Building D will start 10/5/11 once all HISD property is removed. Job Order Contractor (JOC) will design/build new elevator tower. All six Competitive Sealed Proposals (CSP) received are significantly over available construction funds due to Building D work, Certificate of Occupancy upgrades and Special population upgrades. HISD will utilize JOCs and Annual Vendors to complete prioritized list of renovations.
		C-016	Washington High School	Architect: TBD Contractor: TBD CMPA: Turner Trevino / Mandy Wells	\$ 3,834,648	Renovations include: safety/security systems improvements, MEP systems improvements, window replacements, classroom casework replacement, addition of an elevator, and ADA code compliance.	D	65	A new architectural/engineering team has been selected and contract negotiations are underway. An executed contract is anticipated by the end of the month. The job order contractor (JOC) is currently installing hardware, replacing doors, rekeying and making other minor renovations prior to the start of the scheduled renovations. [Loss of assigned architect/engineer team and assignment of new design team may impact project schedule]
		C-017	Westbury High School	Architect: RWS Architects CSP Contractor: Fort Bend Mechanical CMPA: Rice and Gardner / Robert Barrera	\$ 6,554,999	Renovations include: safety/security systems improvements, MEP systems improvements, science laboratory upgrades, PA system, and ADA code compliance.	C	17	Construction on Phase 1--the Small Gymnasium flooring surface is complete. Restroom renovations are complete. [Addressing unanticipated foundation repairs will extend the completion of the project, but work will still be finished in 2012]
		C-257	Whidby Elementary School	Architect: Brown Reynolds Watford Architects CSP Contractor: TBD CMPA: Atser / Victor Fleming	\$ 4,359,963	Renovations include: safety/security systems improvements, MEP systems improvements, lighting, window replacements, bathrooms upgrade, and ADA code compliance.	B	100	Value engineering to include new main entry and bus drop-off was successfully concluded. Notice to Proceed (NTP) was issued to contractor in mid-September 2011. Pre-construction meeting conducted at the end of September 2011 with Principal approving phasing plan. Movement out of Phase 1 rooms will begin in early October 2011.
		C-258	Whittier Elementary School	Architect: Proznig Architects CSP Contractor: TBD CMPA: Johnston / Aaron Noto	\$ 3,134,891	Renovations include: safety/security systems improvements, MEP systems improvements, and ADA code compliance.	D	100	A building permit has been approved and the Architect is preparing to issue the plans for competitive sealed proposals (CSP). Whittier is part of a 2-school package with Crespo Elementary School and will be issued when the T-Building permit for Crespo is approved.
		C-074	Woodson Middle School	Architect: Merriman Holt Architects CSP Contractor: TBD CMPA: Atser / Jeffrey Tennyson	\$ 2,236,317	Renovations include: safety/security systems improvements, MEP systems improvements, restrooms upgrade, roof repairs, PA system, fencing, pavement repair, and ADA code compliance.	B	95	Competitive Sealed Proposals (CSP) evaluation complete and recommendation will be submitted to HISD Board for approval on October 13, 2011. Contract negotiations with Best Value Contractor in process. JOC completed extra work in Summer 2011 due to increased student population from Grimes ES.
		C-020	Yates High School	Architect: Harrison Kornberg CSP Contractor: Pyramid Builders CMPA: Atser / Victor Fleming	\$ 4,275,404	Renovations include: safety/security systems improvements, exterior window replacements, and ADA code compliance. The athletic track will be repaired and resurfaced.	C	5	Contract execution with Pyramid completed in August 2011. Notice to Proceed (NTP) issued in mid-September. Pre-construction meeting at school is scheduled for early October 2011 and contractor has mobilized onto the site. [Rebidding of project has delayed the start of construction]
	2013	C-122	Burbank Elementary School	Architect: TBD CSP Contractor: TBD CMPA: Turner Trevino / Harvey Jones	\$ 3,669,729	Renovations include: safety/security systems improvements, MEP systems improvements, and ADA code compliance.	P	15	Group 4 project - design in 2012 and construction in 2013. In the preliminary stage of planning to determine scope. Selection of the Architect/Engineer team has not been made yet.
		C-044	Cullen Middle School	Architect: RDC Architects CMAR: TBD CMPA: ATSER / Victor Fleming	\$ 12,467,174	Renovations include: safety/security and MEP improvements, parking repairs, science laboratory upgrades, exterior window replacement, and ADA code compliance.	D	40	The Schematic Design package was approved by HISD at the end of June 2011. Design Development (DD) package review by construction manager-program administrator (CMPA) is complete and HISD review is scheduled for early October 2011.
		C-297	Davila Elementary School	Architect: Molina Walker Architects CSP Contractor: TBD CMPA: Johnston / Aaron Noto	\$ 3,916,395	Renovations include: safety/security systems improvements, MEP systems improvements, and ADA code compliance.	D	100	First plan review at the city has been completed. Revision are ongoing and drawings will be re-submitted within two weeks.



Construction and Facility Services
Traffic Light Report

(As of September 30, 2011)

Indicators	Target Year Open/Completed		Project/School/Facility	Project Team	Budget	General Overview	Phase	% Complete	Status/Issues/Actions
	2013	C-045	Deady Middle School	Architect: Perspectiva Architects CSP Contractor: TBD CMPA: Johnston / Alan Johnston	\$ 3,400,839	Renovations include: safety/security systems improvements, MEP systems improvements, and ADA code compliance.	D	85	100% Construction Documents have been completed. Drawings to be submitted to the City of Houston for permitting in early October 2011.
		C-283	Garcia Elementary School	Architect: TBD CSP Contractor: TBD CMPA: Turner Trevino / Bill Criswell	\$ 1,465,008	Project includes safety/security systems improvements.	P	15	Group 4 project - design in 2012 and construction in 2013. In the preliminary stage of planning to determine scope. Selection of the Architect/Engineer team has not been made yet.
		C-158	Garden Villas Elementary School	Architect: Merriman Holt Architects CSP Contractor: TBD CMPA: Atser / Jeffrey Tennyson	\$ 7,313,608	Renovations include: safety/security and MEP improvements, lighting, exterior finishes, signage, flooring, door and window replacements, PA system, stage equipment and ADA compliance.	B	95	Project was bid along with Alcott ES and Woodson MS on 7/14/11. Bid evaluations complete and contract recommendation will be submitted to HISD Board for approval in November, 2011. General Contractor contract negotiations with Best Value Contractor in process.
		C-008	Lamar High School	Architect: VLK Architects, Inc. CSP Contractor: TBD CMPA: AECOM / Ken English	\$ 8,053,095	Renovations include: safety/security systems improvements, MEP systems improvements, interior finishes, door replacements, window repairs, PA system, exterior cleaning, fencing, and ADA code compliance.	B	100	Competitive Sealed Proposals were received from 12 General Contractors and the project is under budget. Additional evaluation of Best Value Proposer is necessary.
		C-128	Lyons Elementary School	Architect: TBD Contractor: TBD CMPA: Turner Trevino / Bill Criswell	\$ 1,750,406	Project includes safety/security systems improvements.	P	15	Group 4 project - design in 2012 and construction in 2013. In the preliminary stage of planning to determine scope. Selection of the Architect/Engineer team has not been made yet.
		C-062	McReynolds Middle School	Architect: AUTOARCH Architects CMAR: Satterfield & Pontikes CMPA: Johnston / Alan Johnston	\$ 10,899,246	Renovations include: safety/security systems improvements, MEP systems improvements, and ADA code compliance. This project will include an addition to the school.	D	90	The project will be bid using Construction Management at Risk and Satterfield & Pontikes will be the General Contractor. Met with contractor and architect on 9-22-11 to get update on permit status. Re-submission to the city will be complete 9-29-11.
		C-394	Neff / White Relief Elementary School	Architect: Professional Design Group CMAR: Satterfield and Pontikes HISD PM: Elena Stephens	\$ 15,664,000	New 750 Student Elementary School (Grades 2-5).	C	10	Construction of the building foundation is in progress. Steel erection is scheduled for late Fall 2011.
		C-308	North Houston Early College High School	Architect: Gensler CMAR: TBD HISD PM: Elena Stephens	\$ 4,971,134	Additional Early college High School Facility in North Houston	D	2	Preliminary design for the new school will be completed in Fall 2011. An agreement between HISD and Houston Community College System is scheduled for approval by Spring 2012. [Site selection and program verification have delayed the start of project]
		C-222	Port Houston Elementary School	Architect: STOA Architects CMAR: TBD CMPA: Johnston / Aaron Noto	\$ 996,819	Renovations include: safety and security system improvements, MEP systems improvements, and ADA code compliance.	D	95	The plans are currently at the City of Houston for review.
		C-060	Revere Middle School	Architect: TBD CSP Contractor: TBD CMPA: Rice and Gardner	\$ 1,516,957	Renovations include: safety/security systems improvements, MEP systems improvements, science laboratory upgrade, and ADA code compliance. Also, Board members special project for site improvements.	P	20	Group 4 project. Awaiting architect assignment for renovation work. Special Project: Sparks Construction was approved by the Board in May 2011 for parking and site improvements. Construction of the new parking lot is 100% complete.
		C-232	Ross Elementary School	Architect: Harrison/Kornberg Contractor: TBD CMPA (Phase II): Turner Trevino / H. Jones HISD PM (Phase I): Sylvia Pena	\$ 3,993,954	Renovations include: safety/security systems improvements, MEP systems improvements, roof repairs, restrooms upgrade, science laboratory upgrades, elevator installation, and ADA code compliance. Trustee allocation approved for campus beautification/exterior renovation.	P	20	Construction Documents for Phase I - Site Beautification and Building Entry work are nearing completion. Drawings for the interior modifications are receiving their final permit review from the City of Houston. Phase II is a Group 4 project -design will start in 2012 and construction will begin in 2013. Selection of the Architect/Engineer team has not been made yet for Phase II.
		C-066	Ryan Middle School	Architect: Harrison Kornberg Architects CSP Contractor: TBD CMPA: Atser / Victor Fleming	\$ 6,790,556	Renovations include: safety/security systems improvements, MEP systems improvements, restrooms upgrade, window replacements, and ADA code compliance.	D	55	Design Development (DD) package approved by HISD on 6/30/11. 60% Construction Documents review by CMPA is complete. HISD review is scheduled for Oct. 6, 2011. A rental cooling tower is installed. The replacement cooling tower installation will be complete by mid-October.
		C-234	Rusk Elementary School	Architect: STOA Architects CMAR: Satterfield & Pontikes Construction CMPA: Johnston / Aaron Noto	\$ 9,289,041	Renovations include: safety/security systems improvements, MEP systems improvements, and ADA code compliance. This project will include an addition to the school.	D	95	The Architect has completed the 100% Construction Document Phase and is progressing with the submittal to the City of Houston for Permit review.
		C-023	Sharpstown High School	Architect: TBD CSP Contractor: TBD CMPA: Rice and Gardner / John Engle	\$ 2,800,000	A new classroom wing addition to replace existing transportable buildings was added to the scope of work through a Trustee allocation.	C	99	Construction is substantially complete and the punch list work is underway. The closeout procedures are being performed.
		C-240	Sherman/Crawford Elementary School	Architect: Perspectiva CMAR: Comex Corp. HISD PM: Travis Stanford	\$ 18,002,731	750 Student Elementary School Replacement (Consolidation of Sherman and Crawford on the Sherman Campus)	D	99	Construction documents have been resubmitted for City of Houston construction permit, pending replat. The project will be ready for release for proposals upon receipt of permit approval. Construction Manager-at-Risk (CMAR) has been notified. [City easement and street improvement requirements, as well as property replating have delayed the start of construction]
		C-098	Stevenson Middle School	Architect: RWS Architects CSP Contractor: TBD CMPA: Johnston / Alan Johnston	\$ 3,649,258	Renovations include: safety/security systems improvements, MEP systems improvements, and ADA code compliance.	D	100	The first City of Houston Permit Review has been completed and documents revisions are in progress. A request has been made for Additional Service allowance increase to cover Roof consultant services.
		C-015	Waltrip High School	Architect: Gensler CSP Contractor: TBD CMPA: AECOM / Ken English	\$ 22,497,300	Renovations include: safety/security systems improvements, MEP systems replacement/ improvements, paving replacement, fencing, lighting, window and curtain wall replacement, auditorium upgrades (curtain wall), interior finishes, bus canopy, and ADA code compliance. Replacement of the main distribution lines for the mechanical system was added through a Trustee Allocation.	B	100	Competitive Sealed Proposals were evaluated and a recommendation for construction contract award was presented to the Board at the August, 2011 Meeting. The recommendation was approved and contract has been submitted for execution. [The start of construction has been delayed to allow for further negotiations and contract review]



Construction and Facility Services
Traffic Light Report

(As of September 30, 2011)

Indicators	Target Year Open/Completed		Project/School/Facility	Project Team	Budget	General Overview	Phase	% Complete	Status/Issues/Actions
	2013	C-019	Worthing High School	Architect: Molina Walker CSP Contractor: TBD CMPA: ATSER / Victor Fleming	\$ 20,299,385	Project includes a new 2-story classroom addition. Renovations include: safety/security, technology and MEP improvements, roof repairs, and ADA compliance. The athletic track will be repaired.	D	97	The Priority 1 roof work will be incorporated into the renovation scope of work. Permit approved on COH on 9/22/11. Design of bid alternates in process with tentative bid date of first week in November. Three new air cooled chillers are being installed by Job Order Contractor with anticipated completion of mid-October.
	2014	C-287	Cage Elementary School	Architect: TBD CSP Contractor: TBD CMPA: Johnston / Alan Johnston	\$ 1,074,475	Renovations include: safety/security systems improvements, MEP systems improvements, and ADA code compliance.	P	15	Group 4 Project. Awaiting AE assignment. CCTV upgrades and Safety and Security fall surface material have been installed.
		C-123	Codwell Elementary School	Architect: TBD CSP Contractor: TBD CMPA: Atser / Warren Mueller	\$ 641,708	Renovations include: safety/security systems improvements, MEP systems improvements, lighting, playground equipment, technology improvements, and ADA code compliance.	P	15	The closed circuit television (CCTV) installation work was completed by Annual Vendor on 2/18/10. Group 4 project, in the preliminary stage of planning to determine scope. Evaluation of Architect Engineering (AE) Request for Qualifications (RFQ) by HISD procurement in process.
		C-130	Condit Elementary School	Architect: TBD CSP Contractor: TBD CMPA: Rice and Gardner / Jim Rice	\$ 654,859	Renovations include: safety/security systems improvements, MEP systems improvements, and ADA code compliance.	P	20	The closed circuit television (CCTV) installation work was completed by annual vendor. Group 4 project, in the preliminary stage of planning to determine scope. Selection of the Architect/Engineer team has not been made yet.
		C-139	Dodson Elementary School	Architect: TBD CSP Contractor: TBD CMPA: Atser / Warren Mueller	\$ 521,583	Renovations include: safety/security systems improvements, MEP systems improvements, and ADA code compliance.	P	15	The closed circuit television (CCTV) installation work was completed by Annual Vendor on 2/18/10. Group 4 project, in the preliminary stage of planning to determine scope. Evaluation of Architect Engineering (AE) Request for Qualifications (RFQ) by HISD procurement in process.
		C-075	Dowling Middle School	Architect: TBD CSP Contractor: TBD CMPA: Atser / Warren Mueller	\$ 1,241,029	Renovations include: safety/security systems improvements, MEP systems improvements, technology improvements, roof repairs, and ADA code compliance.	P	15	The closed circuit television (CCTV) installation work was completed by Annual Vendor on 2/18/10. Group 4 project. Evaluation of Architect Engineering (AE) Request for Qualifications (RFQ) by HISD procurement in process.
		C-115+G15	Durham Elementary School	Architect: TBD CSP Contractor: TBD CMPA: AECOM / Ken English	\$ 813,237	Renovations include: safety/security systems improvements, MEP systems improvements, PA system, window replacements, and ADA code compliance.	P	15	Group 4 project, in the preliminary stage of planning to determine scope. Selection of the Architect/Engineer team has not been made yet.
		C-148	Elrod Elementary School	Architect: TBD CSP Contractor: TBD CMPA: Rice and Gardner / Jim Rice	\$ 1,013,517	Renovations include: safety/security systems improvements, MEP systems improvements, and ADA code compliance.	P	20	The closed circuit television (CCTV) installation work was completed by annual vendor. Group 4 project, in the preliminary stage of planning to determine scope. Selection of the Architect/Engineer team has not been made yet. General campus improvements are ongoing including painting, floor replacement in designated areas, and window blinds replacement. Annual vendors are being utilized for this ongoing repairs.
		C-155	Franklin Elementary School	Architect: TBD CSP Contractor: TBD CMPA: Johnston / Alan Johnston	\$ 848,869	Renovations include: safety/security systems improvements, MEP systems improvements, and ADA code compliance.	D	10	The closed circuit television (CCTV) installation work was completed by annual vendor. Group 4 project, in the preliminary stage of planning to determine scope. Selection of the Architect/Engineer team has not been made yet.
		C-159	Golfcrest Elementary School	Architect: TBD CSP Contractor: TBD CMPA: Atser / Warren Mueller	\$ 750,726	Renovations include: safety/security systems improvements, MEP systems improvements, roofing repairs, technology improvements, and ADA code compliance.	P	15	The closed circuit television (CCTV) installation work was completed by Annual Vendor on 8/26/10. Group 4 project, in the preliminary stage of planning to determine scope. Evaluation of Architect Engineering (AE) Request for Qualifications (RFQ) by HISD procurement in process.
		C-160	Gordon Elementary School	Architect: TBD CSP Contractor: TBD CMPA: Rice and Gardner / Jim Rice	\$ 614,244	Renovations include: safety/security systems improvements, MEP systems improvements, and ADA code compliance.	P	20	Group 4 project, in the preliminary stage of planning to determine scope. Selection of the Architect/Engineer team has not been made yet.
		C-034	High School for Law Enforcement and Criminal Justice	Architect: TBD CSP Contractor: TBD CMPA: Johnston / Alan Johnston	\$ 1,332,360	Renovations include: safety/security systems improvements, MEP systems improvements, and ADA code compliance.	P	10	The closed circuit television (CCTV) installation work was completed by annual vendor. Group 4 project, in the preliminary stage of planning to determine scope. Selection of the Architect/Engineer team has not been made yet.
		C-053	Hogg Middle School	Architect: TBD CSP Contractor: TBD CMPA: AECOM / Ken English	\$ 9,064,876	Renovations include: safety/security systems improvements, MEP systems improvements, lighting, bus canopy, paving repairs, restrooms upgrade, interior finishes, auditorium seating, bleachers, signage, and ADA code compliance.	P	20	This renovation is a Group 4 project. Construction of the new elevator tower is complete and turned over to the school. Summer work completed at the school included repainting the school interiors, creation of a first floor reception desk, renovations of finishes in the Administrative Offices and Lounge on the Second Floor and installation of new marker boards.
		C-189	Kolter Elementary School	Architect: TBD CSP Contractor: TBD CMPA: Rice and Gardner / Jim Rice	\$ 688,624	Renovations include: safety/security systems improvements and ADA code compliance.	P	20	The closed circuit television (CCTV) installation work was completed by annual vendor. Group 4 project, in the preliminary stage of planning to determine scope. Selection of the Architect/Engineer team has not been made yet.
		C-263	Law Elementary School	Architect: TBD CSP Contractor: TBD CMPA: Atser / Warren Mueller	\$ 1,365,658	Renovations include: safety/security systems improvements, MEP systems improvements, technology improvements, and ADA code compliance.	P	15	The closed circuit television (CCTV) installation work was completed by Job Order Contractor (JOC) on 2/5/10. Group 4 project, in the preliminary stage of planning to determine scope. Evaluation of Architect Engineering (AE) Request for Qualifications (RFQ) by HISD procurement in process.
		C-201	MacGregor Elementary School	Architect: TBD CSP Contractor: TBD CMPA: AECOM / Ken English	\$ 1,180,693	Renovations include: safety/security systems improvements, MEP systems improvements, lighting, resolution of structural issues, door replacements, PA system, and ADA code compliance.	P	15	Group 4 project, in the preliminary stage of planning to determine scope. Selection of the Architect/Engineer team has not been made yet.
		C-011	Milby High School	Architect: TBD CSP Contractor: TBD CMPA: Johnston / Alan Johnston	\$ 3,479,194	Renovations include: safety/security systems improvements, MEP systems improvements, and ADA code compliance.	P	10	The closed circuit television (CCTV) installation work was completed by annual vendor. Group 4 project, in the preliminary stage of planning to determine scope. Selection of the Architect/Engineer team has not been made yet.



Construction and Facility Services
Traffic Light Report

(As of September 30, 2011)

Indicators	Target Year Open/Completed		Project/School/Facility	Project Team	Budget	General Overview	Phase	% Complete	Status/Issues/Actions
	2014	C-215	Parker Elementary School	Architect: TBD CSP Contractor: TBD CMPA: Rice and Gardner / Jim Rice	\$ 2,700,017	Renovations include: safety/security systems improvements, MEP systems improvements, and ADA code compliance.	P	20	The closed circuit television (CCTV) installation work was completed by annual vendor. Group 4 project, in the preliminary stage of planning to determine scope. Selection of the Architect/Engineer team has not been made yet.
		C-223	Pugh Elementary School	Architect: TBD CSP Contractor: TBD CMPA: Johnston / Alan Johnston	\$ 2,928,984	Renovations include: safety/security systems improvements, MEP systems improvements, and ADA code compliance.	P	10	The closed circuit television (CCTV) upgrades completed by annual vendor. Group 4 project, in the preliminary stage of planning to determine scope. Selection of the Architect/Engineer team has not been made yet.
		C-281	Sanchez Elementary School	Architect: TBD CSP Contractor: TBD CMPA: Johnston / Alan Johnston	\$ 802,211	Renovations include: safety/security systems improvements, MEP systems improvements, and ADA code compliance.	P	10	The closed circuit television (CCTV) upgrades completed by annual vendor. Group 4 project, in the preliminary stage of planning to determine scope. Selection of the Architect/Engineer team has not been made yet.
		C-239	Shearn Elementary School	Architect: TBD CSP Contractor: TBD CMPA: Rice and Gardner / Jim Rice	\$ 2,354,541	Renovations include: safety/security systems improvements, MEP systems improvements, site work, exterior and interior finishes, technology systems improvements, and ADA code compliance.	P	20	Group 4 project, in the preliminary stage of planning to determine scope. Selection of the Architect/Engineer team has not been made yet.
		C-039	T.H. Rogers Middle School	Architect: TBD CSP Contractor: TBD CMPA: Rice and Gardner / Jim Rice	\$ 7,000,622	Renovations include: safety/security systems improvements, MEP systems improvements, science laboratory upgrades, exterior and interior finishes, site work, technology systems, and ADA code compliance.	P	20	The closed circuit television (CCTV) installation work was completed by annual vendor. Group 4 project, in the preliminary stage of planning to determine scope. Selection of the Architect/Engineer team has not been made yet. Structural/geotechnical investigation is ongoing concerning building settlements and upon completion, structural repairs/stabilization work will commence.
		C-252	Wainwright Elementary School	Architect: TBD CSP Contractor: TBD CMPA: AECOM / Ken English	\$ 2,777,976	Renovations include: safety/security systems improvements, MEP systems improvements, lighting, site drainage improvements, bus drop off canopy, additional parking, structural repairs, PA system, millwork, and ADA code compliance.	P	15	Group 4 project, in the preliminary stage of planning to determine scope. Selection of the Architect/Engineer team has not been made yet.
		C-260	Windsor Village Elementary School	Architect: TBD CSP Contractor: TBD CMPAL Atser / Warren Mueller	\$ 2,610,086	Renovations include: safety/security systems improvements, MEP systems improvements, interior and exterior finishes, technology improvements, and ADA code compliance.	P	15	The closed circuit television (CCTV) installation work was completed by Job Order Contractor (JOC) on 2/5/10. Group 4 project, in the preliminary stage of planning to determine scope. Evaluation of Architect Engineering (AE) Request for Qualifications (RFQ) by HISD procurement in process.
		C-454	South Early College	Architect: TBD CMAR: TBD HISD PM: Elena Stephens	\$ 4,588,500	Additional Early college High School Facility in South Houston	P	5	HISD is researching potential sites and opportunities to co-locate with institutional and community organizations such as Houston Community College System. The design of the new school will begin upon approval of a Memorandum of Understanding by the HISD Board of Education.
		C-226	Rhoads Elementary School	Architect: Merriman Holt Architects CSP Contractor: TBD CMPA: Atser / Jeffrey Tennyson	\$ 3,050,221	Renovations include: safety/security and MEP improvements, lighting, door and window replacements, flooring, restrooms upgrade, roof repair, and ADA code compliance.			All renovation work is on hold pending further discussion on the future use of the facility.
		C-164	Grimes Elementary School	Architect: Smith & Company Architects CSP Contractor: TBD CMPA: ATSER / Ricky Harrell	\$ 3,334,105	Renovations include: safety/security systems improvements, MEP systems improvements, interior and exterior finishes, additional parking, and ADA code compliance.			All renovation work is on hold pending further discussion on the future use of the facility.
		C-202	McDade Elementary School	Architect: TBD CMAR: TBD HISD PM: Meredith Smith	\$ 3,791,200	Additional Wing.			All renovation work is on hold pending further discussion on the future use of the facility.
					Subtotal:	\$ 1,125,982,408			

Multi-Year District Wide Programs

Ongoing	Multi-Year	C-R02	District Wide - Unassigned Trustee Funds	Various	\$ 4,805,400	New Construction and Renovation Projects	–	–	Ongoing
Ongoing	Multi-Year	C-X22	Softball, Misc.	Various	\$ 200,000	Misc. Repairs to Baseball and Softball Fields	–	–	Ongoing. Miscellaneous site improvement by the Athletic Department, including fencing, field repairs and minor lighting
Ongoing	Multi-Year	C-R01	District Wide - Program Reserves	Various	\$ 16,930,053	Reserves			Ongoing
Ongoing	Multi-Year		Design Standards	Various	\$ 325,500	Design Standards for Elementary Schools - Prepared by PBK Architects			Ongoing



Construction and Facility Services
Traffic Light Report

(As of September 30, 2011)

Indicators	Target Year Open/Completed		Project/School/Facility	Project Team	Budget	General Overview	Phase	% Complete	Status/Issues/Actions
Ongoing	Multi-Year		LEED Certification	Various	\$ 58,019	Carol Vick Architects - Design Management for LEED Certification			Ongoing
Ongoing	Multi-Year		Prolog Management Program	Various	\$ 775,000	On Going Contract for Maintenance Software and Support			Ongoing
Ongoing	Multi-Year		T-Building Projected Cost - Renovations	Various	\$ 9,480,000	T-Building Renovation - District Wide			Ongoing
Ongoing	Multi-Year		T-Building Technology Misc.	Various	\$ 1,716,598	T-Building Technology			Ongoing
Ongoing	Multi-Year		Business Development.	Various	\$ 510,750	Small Business Support Services			Ongoing
Ongoing	Multi-Year		Safety and Security Improvements	Various	\$ 15,346,949	Fencing, CCTV cameras, Building Security, Sidewalks...etc.	D/C	45	Ongoing
				Grand Total:	\$ 1,176,130,677				

Phase Legend	
Planning Phase	P
Design Phase	D
Bid and Award Phase	B
Construction	C
Warranty	W

Indicator Legend	
	Project is on schedule and within budget; No pending issues of concern
	Project may have budget or schedule concerns; there are issues that bear monitoring
	Project has significant budget and/or schedule concerns; there are issues to be addressed

Footnotes:

Numbers in red reflect changes in budget due to Board-approved items, track renovations, safety/security adjustments, and project savings returned to reserve fund since last report.



M/WBE Report

*"Opening Doors, Creating Opportunities,
Building Success"*

Business Assistance Department

Alexis Licata, General Manager

4400 W. 18th Street, Level 1 South
Houston, Texas 77092

Phone: 713-556-7273 Fax: 713-556-7274

Email: BusinessAssistance@houstonisd.org

HISD Mentor Monday Workshops

How to Do Business with HISD Procurement

- Event held August 1, 2011
- Workshop hosted to educate attendees on how to review, prepare, and respond to RFP projects.

How to Do Business with HISD Construction

- Event held September 12, 2011
- Workshop hosted to educate construction related attendees on how to complete the required documents for CSP projects.

M/WBE Outreach Events

Greater Houston Procurement Forum Breakfast

- Event Summary: “The Greater Houston Business Procurement Forum is a convenient way for small business owners and operators to acquire contracts, information, and assistance from government agencies and large businesses. Small businesses network with each other and connect with larger businesses and agencies in the community. The procurement forum is intended for the Houston Business Community, emerging small business owners, and supporters of free enterprise, economic development professionals, students, friends and all other guests.”
- HISD attended on July 26th, August 23rd, and September 27, 2001 as an exhibitor during the expo to educate potential suppliers on how to do business with the district.

City of Houston Government Procurement Connections (GPC)

- Event Summary: “The premiere government contracting event of the year for small, minority, women-owned and disadvantaged businesses. This conference will provide a great forum for government agencies, corporations and small businesses to discuss potential business relationships.”
- HISD attended the planning forum meeting on September 29, 2011, where we will volunteer on the GPC Committee and help develop and implement this year’s event.

Houston Minority Supplier Development Council EXPO 2011

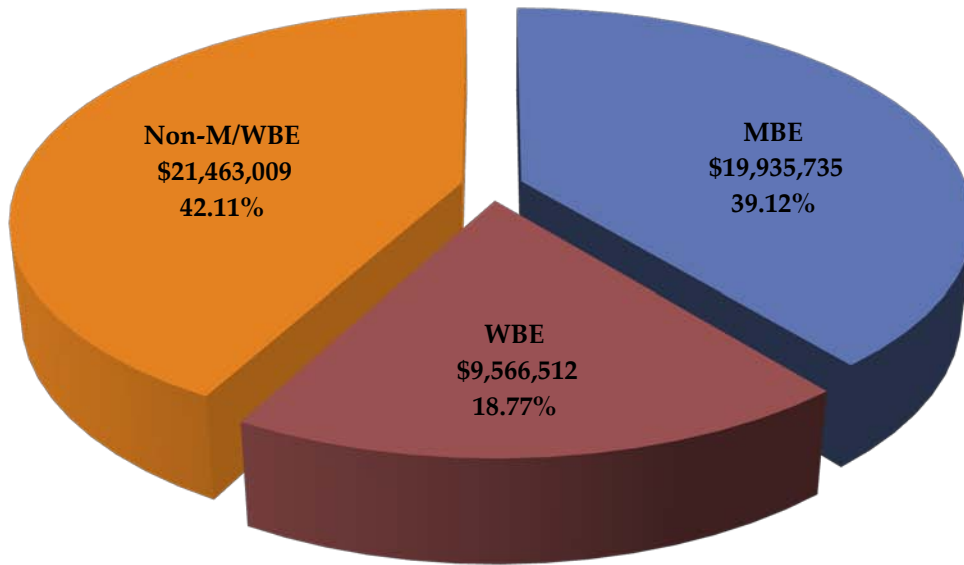
- HISD attended the annual EXPO 2011 conference on September 22, 2011, which is dedicated to minority business development within the private and government sector. EXPO 2011 is Texas’ largest minority business opportunity conference, which allows MBEs to learn about the procurement and sourcing opportunities from each exhibitor present.

East End Chamber of Commerce Luncheon

- HISD attended the East End Procurement Opportunity Luncheon on September 23, 2011, at the Houston Community College Southeast Campus. Through this luncheon, participants learned valuable information regarding the procurement process and contracting opportunities from several agencies, including the Houston Independent School District.

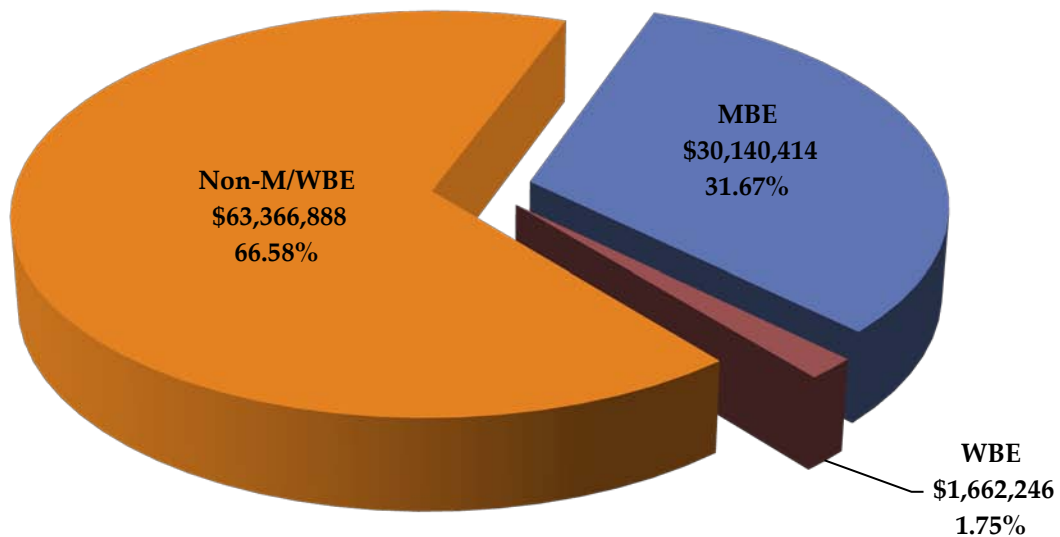
Architect Projects

Total Awarded: \$50,965,258
Total Committed: \$29,502,247



CSP Contractors Projects

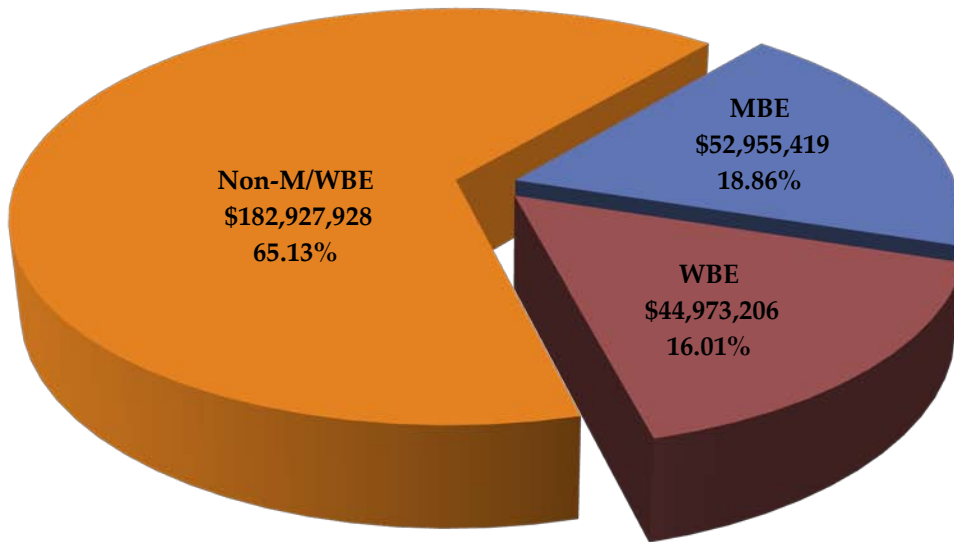
Total Awarded: \$95,169,548
Total Committed: \$31,802,660



CMAR Projects

Total Awarded: \$280,856,553

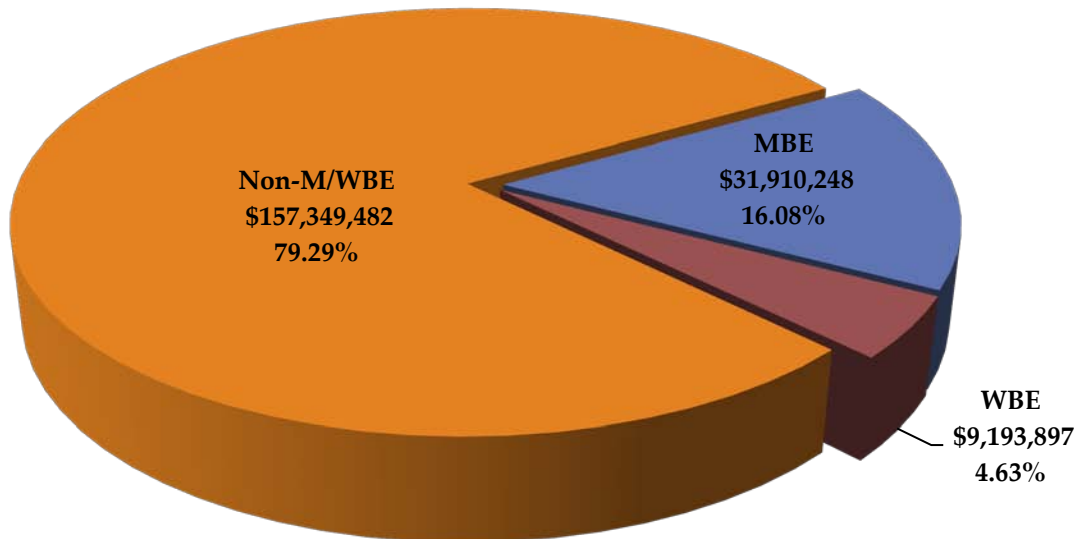
Total Committed: \$97,928,625



Other Various Vendor Projects

Total Awarded: \$198,453,627

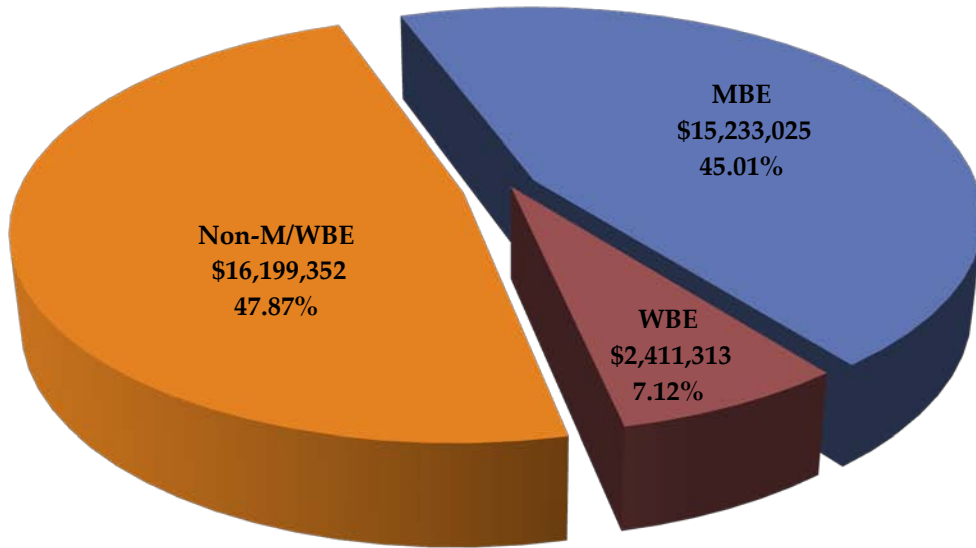
Total Committed: \$41,104,145



CMPA Projects

Total Awarded: \$33,843,690

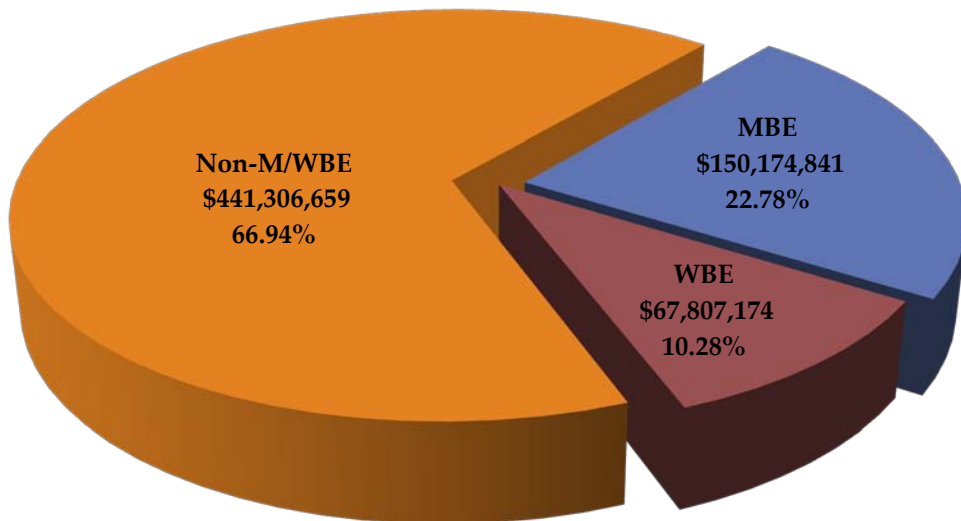
Total Committed: \$17,644,338



Total Combined Projects

Total Awarded: \$659,288,676

Total Committed: \$217,982,015



Construction and Design M/WBE Report

Project/School/Facility	Project Team	Vendor	Contracted Amount	Payments to Date	First Tier Spend ²	Additional Spend ³	Second Tier Spend ⁴	MWBE Commitment Value	MWBE Commitment Percentage
Houston Academy for International Studies (Formerly J. W. Jones Elementary)	Architect:	Parra Design Group ¹	\$ 77,721	\$ 77,721	\$ 77,721	\$ -		\$ 77,721	100.00%
	Other:	Various Vendors	\$ 1,704,374	\$ 1,691,623	\$ 548,820			\$ 548,820	32.20%
		TOTALS	\$ 1,782,094	\$ 1,769,344					
Ashford Elementary School	Architect:	PMP Architects	\$ 71,020	\$ 69,547			\$ 31,274	\$ 31,274	44.04%
	CSP Contractor:	Martin-Harris Construction	\$ 314,115	\$ 210,108			\$ 390,112	\$ 390,112	62.10%
	Other:	Various Vendors	\$ 578,001	\$ 567,669	\$ 20,548			\$ 20,548	3.56%
		TOTALS	\$ 963,135	\$ 847,324					
Benavidez Elementary School	Architect:	Pfluger Architects	\$ 155,917	\$ 152,869			\$ 68,716	\$ 68,716	44.07%
	CSP Contractor:	Prime Contractors	\$ 1,373,348	\$ 1,373,348			\$ 341,599	\$ 1,373,348	100.00%
	Other:	Various Vendors	\$ 494,311	\$ 492,615	\$ 238,146			\$ 238,146	48.18%
		TOTALS	\$ 2,023,576	\$ 2,018,832					
Bush Elementary School	Architect:	PMP Architects	\$ 96,369	\$ 94,539			\$ 45,694	\$ 45,694	47.42%
	CSP Contractor:	Martin-Harris Construction	\$ 489,730	\$ 489,730			\$ 217,412	\$ 217,412	22.20%
	Other:	Various Vendors	\$ 638,326	\$ 638,024	\$ 22,833			\$ 22,833	3.58%
		TOTALS	\$ 1,224,425	\$ 1,222,293					
Crockett Elementary School	Architect:	Natex Architects ¹	\$ 403,928	\$ 396,044	\$ 403,928	\$ -		\$ 403,928	100.00%
	CMAR:	Comex Corp. ¹	\$ 6,071,202	\$ 5,655,526	\$ 6,071,202	\$ 665,652		\$ 6,071,202	100.00%
	Other:	Various Vendors	\$ 1,250,028	\$ 1,161,797	\$ 659,931			\$ 659,931	52.79%
		TOTALS	\$ 7,725,157	\$ 7,213,367					
Daily Elementary School	Architect:	RWS Architects	\$ 12,964	\$ 12,728			\$ -	\$ -	0.00%
	CSP Contractor:	Desert Eagle dba Panarama	\$ 116,458	\$ 116,458			\$ 28,240	\$ 28,240	24.25%
	Other:	Various Vendors	\$ 84,768	\$ 78,405	\$ 8,104			\$ 8,104	9.56%
		TOTALS	\$ 214,189	\$ 207,591					
Gregg Elementary School	Architect:	Hermes Architects	\$ 852,195	\$ 832,995			\$ 299,974	\$ 299,974	35.20%
	CMAR:	Anslow Bryant Construction	\$ 11,427,687	\$ 11,427,687			\$ 4,658,517	\$ 4,658,517	40.77%
	Other:	Various Vendors	\$ 4,264,693	\$ 4,206,967	\$ 1,285,841			\$ 1,285,841	30.15%
		TOTALS	\$ 16,544,575	\$ 16,467,649					
Patterson Elementary School	Architect:	Sustaita Associates ¹	\$ 1,057,722	\$ 1,047,864	\$ 1,057,722	\$ 175,465		\$ 1,057,722	100.00%
	CMAR:	Cadence McShane Construction	\$ 14,073,763	\$ 13,758,242			\$ 2,590,052	\$ 2,590,052	18.40%
	Other:	Various Vendors	\$ 3,893,990	\$ 3,831,936	\$ 1,273,901			\$ 1,273,901	32.71%
		TOTALS	\$ 19,025,474	\$ 18,638,042					
Piney Point Elementary School	Architect:	VLK Architects, Inc.	\$ 1,087,926	\$ 1,082,776			\$ 88,025	\$ 88,025	8.09%
	CMAR:	Tellepsen Builders	\$ 15,569,517	\$ 15,569,517			\$ -	\$ -	0.00%
	Other:	Various Vendors	\$ 2,321,071	\$ 2,303,381	\$ 1,234,563			\$ 1,234,563	53.19%
		TOTALS	\$ 18,978,513	\$ 18,955,674					
Rice K-8 (La Escuela Rice)	Architect:	VLK Architects, Inc.	\$ 223,150	\$ 223,150			\$ 52,648	\$ 52,648	23.59%
	CSP Contractor:	Martin-Harris Construction	\$ 1,509,296	\$ 1,509,296			\$ 397,371	\$ 397,371	26.33%
	Other:	Various Vendors	\$ 2,049,902	\$ 2,040,515	\$ 295,413			\$ 295,413	14.41%
		TOTALS	\$ 3,782,349	\$ 3,772,962					
Westside High School	Architect:	VLK Architects, Inc.	\$ 26,671	\$ 26,173			\$ 6,000	\$ 6,000	22.50%
	Other:	Various Vendors	\$ 968,374	\$ 777,791	\$ 188,417			\$ 188,417	19.46%
		TOTALS	\$ 995,045	\$ 803,964					
Alameda Elementary School	Architect:	Archi*Technic/3 ¹	\$ 840,000	\$ 813,266	\$ 840,000	\$ -		\$ 840,000	100.00%
	CMAR:	Satterfield & Pontikes	\$ 12,525,169	\$ 12,087,789			\$ 6,135,235	\$ 6,135,235	48.98%
	Other:	Various Vendors	\$ 5,021,893	\$ 4,949,873	\$ 1,169,240			\$ 1,169,240	23.28%
		TOTALS	\$ 18,387,062	\$ 17,850,929					
Anderson Elementary School	Architect:	SHW Group	\$ 159,094	\$ 145,927			\$ 48,635	\$ 48,635	30.57%
	CSP Contractor:	Martin-Harris Construction	\$ 2,281,495	\$ 1,695,207			\$ 605,111	\$ 605,111	8.84%
	Other:	Various Vendors	\$ 302,116	\$ 237,584	\$ 50,188			\$ 50,188	16.61%
		TOTALS	\$ 2,742,705	\$ 2,078,718					
Askew Elementary School	Architect:	PMP Architects	\$ 169,650	\$ 121,198			\$ 34,209	\$ 34,209	20.16%
	CSP Contractor:	Horizon International Group ¹	\$ 1,599,824	\$ 551,762	\$ 1,599,824			\$ 1,599,824	100.00%
	Other:	Various Vendors	\$ 384,417	\$ 333,425	\$ 151,148			\$ 151,148	39.32%
		TOTALS	\$ 2,153,891	\$ 1,006,385					
Barrick Elementary School	Architect:	PBK Architects	\$ 236,817	\$ 224,240			\$ 37,179	\$ 37,179	15.70%
	CSP Contractor:	Prime Contractors	\$ 3,315,288	\$ 3,135,208			\$ -	\$ 1,168,971	35.26%
	Other:	Various Vendors	\$ 911,994	\$ 871,086	\$ 216,758			\$ 216,758	23.77%
		TOTALS	\$ 4,464,099	\$ 4,230,534					

Construction and Design M/WBE Report

Project/School/Facility	Project Team	Vendor	Contracted Amount	Payments to Date	First Tier Spend ²	Additional Spend ³	Second Tier Spend ⁴	MWBE Commitment Value	MWBE Commitment Percentage
Belfort Academy	Architect:	Kirksey Architects	\$ 226,160	\$ 213,560			\$ -	\$ -	0.00%
	CMAR:	Drymalla Construction	\$ 3,039,538	\$ 2,775,777			\$ -	\$ -	0.00%
	Other:	Various Vendors	\$ 454,517	\$ 406,472	\$ 103,713			\$ 103,713	22.82%
		TOTALS	\$ 3,720,216	\$ 3,395,510					
Benbrook Elementary School	Architect:	Architect cre8 Incorporated	\$ 138,724	\$ 125,998			\$ 4,000	\$ 4,000	2.88%
	CMAR:	Drymalla Construction	\$ 1,666,937	\$ 1,067,265			\$ 2,152,600	\$ 2,152,600	28.45%
	Other:	Various Vendors	\$ 483,072	\$ 336,204	\$ 234,365			\$ 234,365	48.52%
		TOTALS	\$ 2,288,733	\$ 1,529,467					
Berry Elementary School	Architect:	Gensler Architects	\$ 878,200	\$ 847,811			\$ 165,000	\$ 165,000	18.79%
	CMAR:	Gamma Construction	\$ 11,864,241	\$ 11,143,939			\$ 590,694	\$ 590,694	4.98%
	Other:	Various Vendors	\$ 2,156,418	\$ 2,017,086	\$ 1,011,892			\$ 1,011,892	46.92%
		TOTALS	\$ 14,898,859	\$ 14,008,836					
Burbank Middle School	Architect:	Kirksey Architects	\$ 749,134	\$ 732,784			\$ 327,800	\$ 327,800	43.76%
	CMAR:	Gamma Construction	\$ 9,778,423	\$ 9,395,576			\$ 1,974,000	\$ 1,974,000	20.19%
	Other:	Various Vendors	\$ 1,958,034	\$ 1,761,598	\$ 672,120			\$ 672,120	34.33%
		TOTALS	\$ 12,485,591	\$ 11,889,958					
Clifton Middle School	Architect:	Architect cre8 Incorporated	\$ 433,610	\$ 400,116			\$ 7,700	\$ 7,700	1.78%
	CMAR:	Drymalla Construction	\$ 2,689,347	\$ 1,627,878			\$ 1,868,960	\$ 1,868,960	28.45%
	Other:	Various Vendors	\$ 4,104,244	\$ 2,393,827	\$ 1,058,175			\$ 1,058,175	25.78%
		TOTALS	\$ 7,227,202	\$ 4,421,821					
Clemente Martinez Elementary School	Architect:	PDG Architects	\$ 120,300	\$ 115,051			\$ 45,985	\$ 45,985	38.23%
	CSP Contractor:	Martin-Harris Construction	\$ 1,655,129	\$ 1,368,114			\$ 469,012	\$ 156,337	28.34%
	Other:	Various Vendors	\$ 785,401	\$ 756,918	\$ 114,073			\$ 114,073	14.52%
		TOTALS	\$ 2,560,830	\$ 2,240,083					
Cunningham Elementary School	Architect:	Page Southerland Page	\$ 686,247	\$ 600,456			\$ 92,388	\$ 92,388	13.46%
	CMAR:	Drymalla Construction	\$ 3,856,757	\$ -			\$ 3,588,628	\$ 3,588,628	93.05%
	Other:	Various Vendors	\$ 9,140,750	\$ 8,900,259	\$ 226,772			\$ 226,772	2.48%
		TOTALS	\$ 13,683,754	\$ 9,500,715					
Davis High School	Architect:	PDG Architects	\$ 211,435	\$ 163,362			\$ 62,183	\$ 62,183	29.41%
	CSP Contractor:	Martin-Harris Construction	\$ 2,052,840	\$ 1,658,930			\$ 469,012	\$ 156,337	22.85%
	Other:	Various Vendors	\$ 1,440,583	\$ 1,299,960	\$ 102,049			\$ 102,049	7.08%
		TOTALS	\$ 3,704,857	\$ 3,122,252					
DeAnda Elementary School	Architect:	Prozign Architects	\$ 673,686	\$ 623,178			\$ -	\$ -	0.00%
	CMAR:	Turner Construction Company	\$ 1,108,651	\$ -			\$ 2,188,200	\$ 2,188,200	
	Other:	Various Vendors	\$ 12,461,090	\$ 11,356,957	\$ 829,266			\$ 829,266	6.65%
		TOTALS	\$ 14,243,428	\$ 11,980,136					
DeChaumes Elementary School	Architect:	ArcTec Associates, Inc. ¹	\$ 895,067	\$ 842,962	\$ 895,067	\$ 205,676		\$ 895,067	100.00%
	CMAR:	Durotech, L.P.	\$ 12,472,433	\$ 12,380,206			\$ -		0.00%
	Other:	Various Vendors	\$ 4,457,890	\$ 4,063,682	\$ 1,235,466			\$ 1,235,466	27.71%
		TOTALS	\$ 17,825,389	\$ 17,286,850					
Emerson Elementary School	Architect:	TBD	\$ -	\$ -					
	Other:	Various Vendors	\$ 163,285	\$ 128,530	\$ 127,354			\$ 127,354	77.99%
		TOTALS	\$ 163,285	\$ 128,530					
Field Elementary School	Architect:	Hill & Swart Architects, Inc. ¹	\$ 52,673	\$ 47,412	\$ 52,673	\$ -		\$ 52,673	100.00%
	CSP Contractor:	Martin-Harris Construction	\$ 79,449	\$ 59,639			\$ 8,575	\$ 8,575	21.59%
	Other:	Various Vendors	\$ 498,911	\$ 320,734	\$ 59,058			\$ 59,058	11.84%
		TOTALS	\$ 631,034	\$ 427,784					
Foerster Elementary School	Architect:	Hermes Architects	\$ 234,270	\$ 225,181			\$ 53,519	\$ 53,519	22.85%
	CSP Contractor:	Prime Contractors	\$ 2,921,222	\$ 1,546,799			\$ -	\$ 604,401	20.69%
	Other:	Various Vendors	\$ 431,478	\$ 271,112	\$ 118,384			\$ 118,384	27.44%
		TOTALS	\$ 3,586,969	\$ 2,043,091					
Fondren Middle School	Architect:	SHW Group	\$ 131,097	\$ 119,899			\$ 96,650	\$ 96,650	73.72%
	CSP Contractor:	Martin-Harris Construction	\$ 726,825	\$ 508,482			\$ 605,111	\$ 605,111	27.75%
	Other:	Various Vendors	\$ 1,013,226	\$ 823,350	\$ 238,768			\$ 238,768	23.57%
		TOTALS	\$ 1,871,148	\$ 1,451,731					
Fonville Middle School	Architect:	PBK Architects	\$ 563,562	\$ 510,252			\$ 87,724	\$ 87,724	15.57%
	CSP Contractor:	Prime Contractors	\$ 6,364,281	\$ 5,822,866			\$ 3,706,863	\$ 3,706,863	35.00%
	Other:	Various Vendors	\$ 1,922,171	\$ 1,812,054	\$ 433,384			\$ 433,384	22.55%
		TOTALS	\$ 8,850,014	\$ 8,145,172					

Construction and Design M/WBE Report

Project/School/Facility	Project Team	Vendor	Contracted Amount	Payments to Date	First Tier Spend ²	Additional Spend ³	Second Tier Spend ⁴	MWBE Commitment Value	MWBE Commitment Percentage
Frost Elementary School	Architect:	RDC Architects ¹	\$ 870,164	\$ 845,583	\$ 870,164	\$ 348,750		\$ 870,164	100.00%
	CMAR:	Cadence McShane Construction	\$ 12,196,977	\$ 11,792,938			\$ 3,400,250	\$ 11,792,938	96.69%
	Other:	Various Vendors	\$ 1,727,984	\$ 1,656,745	\$ 947,998			\$ 947,998	54.86%
		TOTALS	\$ 14,795,125	\$ 14,295,266					
Grady Middle School	Architect:	Gensler Architects	\$ 687,824	\$ 616,920			\$ 173,765	\$ 173,765	25.26%
	CSP Contractor:	Morganti Texas, Inc	\$ 20,000	\$ 20,000			\$ -	\$ -	0.00%
	CMAR:	Satterfield & Pontikes	\$ 9,289,279	\$ 5,971,914			\$ 1,075,000	\$ 5,971,914	64.29%
	Other:	Various Vendors	\$ 1,598,505	\$ 1,485,521	\$ 252,589			\$ 252,589	15.80%
		TOTALS	\$ 11,595,608	\$ 8,094,355					
Henry Middle School	Architect:	PBK Architects	\$ 105,946	\$ 97,344			\$ 15,458	\$ 15,458	14.59%
	CSP Contractor:	Prime Contractors	\$ 1,520,123	\$ 1,408,187			\$ -	\$ 304,633	20.04%
	Other:	Various Vendors	\$ 583,873	\$ 563,293	\$ 106,036			\$ 106,036	18.16%
		TOTALS	\$ 2,209,942	\$ 2,068,824					
Herod Elementary School	Architect:	Kirksey Architects	\$ 898,675	\$ 873,505			\$ -	\$ -	0.00%
	CMAR:	Ansloow Bryant Construction	\$ 12,257,355	\$ 12,039,528			\$ 2,984,714	\$ 2,984,714	24.35%
	Other:	Various Vendors	\$ 2,424,149	\$ 2,402,911	\$ 1,049,653			\$ 1,049,653	43.30%
		TOTALS	\$ 15,580,179	\$ 15,315,943					
Horn Elementary School	Architect:	English + Associates ¹	\$ 861,230	\$ 804,690	\$ 861,230	\$ 230,144		\$ 861,230	100.00%
	CMAR:	Drymalla Construction	\$ 12,413,815	\$ 11,933,035			\$ 2,371,792	\$ 2,371,792	19.11%
	Other:	Various Vendors	\$ 1,845,849	\$ 1,610,344	\$ 1,039,796			\$ 1,039,796	56.33%
		TOTALS	\$ 15,120,894	\$ 14,348,069					
Jones High School	Architect:	STOA Architects	\$ 251,527	\$ 222,307			\$ -	\$ -	
	CSP Contractor:	Prime Contractors	\$ 1,339,590	\$ 1,242,685			\$ 1,224,000	\$ 1,224,000	91.37%
	Other:	Various Vendors	\$ 2,413,303	\$ 2,218,418	\$ 162,119			\$ 162,119	6.72%
		TOTALS	\$ 4,004,420	\$ 3,683,409					
Kashmere High School	Architect:	Smith & Company Architects ¹	\$ 117,784	\$ 27,608	\$ 117,784	\$ -		\$ 117,784	100.00%
	Other:	Various Vendors	\$ 910,419	\$ 831,525	\$ 152,474			\$ 152,474	16.75%
		TOTALS	\$ 1,028,203	\$ 859,133					
Kelso Elementary School	Architect:	Smith & Company Architects ¹	\$ 57,265	\$ 43,852	\$ 57,265	\$ 18,134		\$ 57,265	100.00%
	CSP Contractor:	DT Construction	\$ 483,794	\$ 176,920			\$ -	\$ -	0.00%
	Other:	Various Vendors	\$ 309,005	\$ 211,989	\$ 127,988			\$ 127,988	41.42%
		TOTALS	\$ 850,064	\$ 432,761					
Lanier Middle School	Architect:	Natex Architects ¹	\$ 98,303	\$ 94,457	\$ 98,303	\$ -		\$ 98,303	100.00%
	CSP Contractor:	Prime Contractors	\$ 468,232	\$ 439,992			\$ 276,296	\$ 276,296	59.01%
	Other:	Various Vendors	\$ 929,580	\$ 909,688	\$ 108,358			\$ 108,358	11.66%
		TOTALS	\$ 1,496,115	\$ 1,444,136					
Lee High School	Architect:	Smith & Company Architects ¹	\$ 157,712	\$ 142,127	\$ 157,712	\$ 73,757		\$ 157,712	100.00%
	CMAR:	Cadence McShane Construction	\$ 945,000	\$ 468,783			\$ -	\$ -	0.00%
	Other:	Various Vendors	\$ 1,205,616	\$ 1,159,313	\$ 327,061			\$ 327,061	27.13%
		TOTALS	\$ 2,308,328	\$ 1,770,223					
Lewis Elementary School	Architect:	Molina Walker Architects ¹	\$ 1,102,973	\$ 1,066,902	\$ 1,102,973	\$ 26,800		\$ 1,102,973	100.00%
	CMAR:	Drymalla Construction	\$ 13,449,692	\$ 13,241,822			\$ 4,918,012	\$ 4,918,012	36.57%
	Other:	Various Vendors	\$ 7,976,436	\$ 6,948,324	\$ 1,417,277			\$ 1,417,277	17.77%
		TOTALS	\$ 22,529,102	\$ 21,257,048					
Long Middle School	Architect:	VLK Architects, Inc.	\$ 482,244	\$ 418,642			\$ 2,900	\$ 2,900	0.60%
	CSP Contractor:	Fort Bend Mechanical	\$ 6,367,582	\$ 4,787,813			\$ 2,726,806	\$ 2,726,806	42.82%
	Other:	Various Vendors	\$ 767,288	\$ 661,582	\$ 310,207			\$ 310,207	40.43%
		TOTALS	\$ 7,617,113	\$ 5,868,037					
Love Elementary School	Architect:	Natex Architects ¹	\$ 51,675	\$ 49,541	\$ 51,675	\$ -		\$ 51,675	100.00%
	CSP Contractor:	Prime Contractors	\$ 493,810	\$ 476,930			\$ 177,300	\$ 177,300	35.90%
	Other:	Various Vendors	\$ 311,303	\$ 284,149	\$ 67,743			\$ 67,743	21.76%
		TOTALS	\$ 856,788	\$ 810,620					
Lovett Elementary School	Architect:	PGAL Architects	\$ 956,032	\$ 915,322			\$ -	\$ -	0.00%
	CMAR:	Drymalla Construction	\$ 12,441,542	\$ 12,326,884			\$ 1,703,508	\$ 1,703,508	13.69%
	Other:	Various Vendors	\$ 2,856,640	\$ 2,762,660	\$ 1,002,134			\$ 1,002,134	35.08%
		TOTALS	\$ 16,254,214	\$ 16,004,866					

Construction and Design M/WBE Report

Project/School/Facility	Project Team	Vendor	Contracted Amount	Payments to Date	First Tier Spend ²	Additional Spend ³	Second Tier Spend ⁴	MWBE Commitment Value	MWBE Commitment Percentage
Marshall Middle School	Architect:	PDG Architects	\$ 261,042	\$ 215,337			\$ 120,882	\$ 120,882	46.31%
	CSP Contractor:	Martin-Harris Construction	\$ 1,877,533	\$ 1,589,436			\$ 469,012	\$ 156,337	24.98%
	Other:	Various Vendors	\$ 2,415,692	\$ 2,298,281	\$ 176,669			\$ 176,669	7.31%
		TOTALS	\$ 4,554,267	\$ 4,103,054					
McNamara Elementary School	Architect:	PDG Architects	\$ 146,189	\$ 130,369			\$ 369,045	\$ 369,045	252.44%
	CSP Contractor:	Fort Bend Mechanical	\$ 1,547,772	\$ 1,465,236			\$ 526,624	\$ 526,624	34.02%
	Other:	Various Vendors	\$ 290,591	\$ 274,727	\$ 141,954			\$ 141,954	48.85%
		TOTALS	\$ 1,984,551	\$ 1,870,332					
Memorial Elementary School	Architect:	Hill & Swart Architects, Inc. ¹	\$ 55,886	\$ 48,362	\$ 55,886	\$ -		\$ 55,886	100.00%
	CSP Contractor:	Martin-Harris Construction	\$ 363,386	\$ 268,908			\$ 8,575	\$ 8,575	4.72%
	Other:	Various Vendors	\$ 292,897	\$ 229,257	\$ 51,114			\$ 51,114	17.45%
		TOTALS	\$ 712,169	\$ 546,527					
Milne Elementary School	Architect:	SHW Group	\$ 181,089	\$ 165,944			\$ 79,112	\$ 79,112	43.69%
	CSP Contractor:	Martin-Harris Construction	\$ 1,678,081	\$ 1,297,653			\$ 605,111	\$ 605,111	12.02%
	Other:	Various Vendors	\$ 530,456	\$ 281,719	\$ 100,670			\$ 100,670	18.98%
		TOTALS	\$ 2,389,626	\$ 1,745,316					
Northline Elementary School	Architect:	SHW Group	\$ 217,092	\$ 212,329			\$ 121,950	\$ 121,950	56.17%
	CSP Contractor:	DT Construction	\$ 2,626,164	\$ 2,620,509			\$ 1,318,884	\$ 1,318,884	50.22%
	Other:	Various Vendors	\$ 748,297	\$ 705,558	\$ 163,165			\$ 163,165	21.80%
		TOTALS	\$ 3,591,554	\$ 3,538,396					
Osborne Elementary School	Architect:	PGAL Architects	\$ 222,209	\$ 196,985			\$ 98,000	\$ 98,000	44.10%
	CSP Contractor:	Prime Contractors	\$ 2,465,408	\$ 1,428,381			\$ -	\$ 1,428,381	57.94%
	Other:	Various Vendors	\$ 916,193	\$ 685,636	\$ 149,077			\$ 149,077	16.27%
		TOTALS	\$ 3,603,810	\$ 2,311,002					
Peck/MacArthur Elementary School	Architect:	Taft Architects	\$ 751,831	\$ 634,106			\$ 85,000	\$ 85,000	11.31%
	CMAR:	Turner Construction Company	\$ 1,556,473	\$ 175,558			\$ 1,726,580	\$ 175,558	11.28%
	Other:	Various Vendors	\$ 13,029,746	\$ 11,817,682	\$ 899,979			\$ 899,979	6.91%
		TOTALS	\$ 15,338,050	\$ 12,627,346					
Poe Elementary School	Architect:	Natex Architects ¹	\$ 115,448	\$ 110,591	\$ 115,448	\$ -		\$ 115,448	100.00%
	CSP Contractor:	Prime Contractors	\$ 927,962	\$ 900,801			\$ 177,300	\$ 177,300	9.55%
	Other:	Various Vendors	\$ 786,975	\$ 756,436	\$ 51,274			\$ 51,274	6.52%
		TOTALS	\$ 1,830,385	\$ 1,767,828					
Roosevelt Elementary School	Architect:	RWS Architects	\$ 743,947	\$ 637,720			\$ 174,525	\$ 174,525	23.46%
	CMAR:	Gamma Construction	\$ 2,728,209	\$ -			\$ 1,955,092	\$ 1,955,092	71.66%
	Other:	Various Vendors	\$ 10,399,621	\$ 8,995,314	\$ 940,561			\$ 940,561	9.04%
		TOTALS	\$ 13,871,778	\$ 9,633,034					
Shadowbriar Elementary School	Architect:	PMP Architects	\$ 119,148	\$ 90,052			\$ 43,713	\$ 43,713	36.69%
	CSP Contractor:	Horizon International Group ¹	\$ 1,489,612	\$ 498,772	\$ 1,489,612	\$ -		\$ 1,489,612	100.00%
	Other:	Various Vendors	\$ 203,490	\$ 145,492	\$ 158,742			\$ 158,742	78.01%
		TOTALS	\$ 1,812,250	\$ 734,316					
Valley West Elementary School	Architect:	PMP Architects	\$ 412,100	\$ 388,100			\$ -	\$ -	
	CMAR:	Satterfield & Pontikes	\$ 5,688,349	\$ 5,485,930			\$ 3,035,900	\$ 5,485,930	96.44%
	Other:	Various Vendors	\$ 1,740,731	\$ 1,693,895	\$ 603,148			\$ 603,148	34.65%
		TOTALS	\$ 7,841,180	\$ 7,567,925					
Welch Middle School	Architect:	Hermes Architects	\$ 344,450	\$ 334,475			\$ 87,320	\$ 87,320	25.35%
	CSP Contractor:	Prime Contractors	\$ 4,104,503	\$ 2,976,441			\$ 1,286,345	\$ 1,286,345	31.34%
	Other:	Various Vendors	\$ 1,048,736	\$ 979,672	\$ 173,465			\$ 173,465	16.54%
		TOTALS	\$ 5,497,690	\$ 4,290,588					
Wharton K-8 Dual Language Academy	Architect:	Parra Design Group ¹	\$ 44,800	\$ 33,600	\$ 44,800	\$ -		\$ 44,800	100.00%
	CSP Contractor:	TBD	\$ -	\$ -					
	Other:	Various Vendors	\$ 190,186	\$ 190,186	\$ 62,663			\$ 62,663	32.95%
		TOTALS	\$ 234,986	\$ 223,786					
White Elementary School	Architect:	Smith & Company Architects ¹	\$ 190,897	\$ 169,631	\$ 190,897	\$ 77,108		\$ 190,897	100.00%
	CMAR:	Cadence McShane Construction	\$ 2,200,000	\$ 1,116,219			\$ -		
	Other:	Various Vendors	\$ 166,642	\$ 162,947	\$ 69,658			\$ 69,658	41.80%
		TOTALS	\$ 2,557,539	\$ 1,448,797					
Alcott Elementary School	Architect:	Merriman Holt Architects	\$ 258,849	\$ 193,245			\$ 37,434	\$ 37,434	14.46%
	Other:	Various Vendors	\$ 143,635	\$ 118,944	\$ 49,633			\$ 49,633	34.55%
		TOTALS	\$ 402,484	\$ 312,188					

Construction and Design M/WBE Report

Project/School/Facility	Project Team	Vendor	Contracted Amount	Payments to Date	First Tier Spend ²	Additional Spend ³	Second Tier Spend ⁴	MWBE Commitment Value	MWBE Commitment Percentage
All Female College Prep. Academy (463) (CLC)	Architect:	TBD	\$ -	\$ -					
	CSP Contractor:	TBD	\$ -	\$ -					
	Other:	Various Vendors	\$ 963,845	\$ 856,517	\$ 503,169			\$ 503,169	52.20%
		TOTALS	\$ 963,845	\$ 856,517					
All-Male College Preparatory Academy (E. O. Smith Ed. Ctr.)	Architect:	Perspectiva Architects ¹	\$ 57,418	\$ 40,198			\$ -	\$ 14,354	25.00%
	Other:	Various Vendors	\$ 1,264,773	\$ 776,183	\$ 582,549			\$ 582,549	46.06%
		TOTALS	\$ 1,322,191	\$ 816,381					
Allen Elementary School	Architect:	Matrix Spencer Inc.	\$ 700,544	\$ 602,862			\$ -	\$ -	
	CMAR:	Comex Corp. ¹	\$ 12,308,416	\$ 8,187,209	\$ 12,308,416	\$ 1,119,397		\$ 12,308,416	100.00%
	Other:	Various Vendors	\$ 1,789,042	\$ 1,511,324	\$ 343,061			\$ 343,061	19.18%
		TOTALS	\$ 14,798,002	\$ 10,301,396					
Atherton Elementary School	Architect:	IDG Architects ¹	\$ 806,400	\$ 596,400	\$ 806,400	\$ -		\$ 806,400	100.00%
	CMAR:	Cadence McShane Construction	\$ 12,345,906	\$ -			\$ -	\$ -	0.00%
	Other:	Various Vendors	\$ 261,119	\$ 241,091	\$ 65,703			\$ 65,703	25.16%
		TOTALS	\$ 13,413,425	\$ 837,491					
Attucks Middle School	Architect:	STOA Architects	\$ 283,224	\$ 227,633			\$ -	\$ -	
	CSP Contractor:	Prime Contractors	\$ 1,455,315	\$ 567,569			\$ -	\$ -	
	Other:	Various Vendors	\$ 1,715,614	\$ 1,281,460	\$ 121,977			\$ 121,977	7.11%
		TOTALS	\$ 3,454,153	\$ 2,076,663					
Austin High School	Architect:	AUTOARCH Architects ¹	\$ 176,636	\$ 140,058	\$ 176,636	\$ -		\$ 176,636	100.00%
	CSP Contractor:	TBD	\$ -	\$ -					
	Other:	Various Vendors	\$ 586,038	\$ 571,756	\$ 50,982			\$ 50,982	8.70%
		TOTALS	\$ 762,674	\$ 711,814					
Bellaire High School	Architect:	Gensler Architects	\$ 834,586	\$ 687,187			\$ 138,545	\$ 138,545	16.60%
	CMAR:	Satterfield & Pontikes	\$ 10,815,399	\$ 2,272,054			\$ 2,286,953	\$ 2,290,702	21.18%
	Other:	Various Vendors	\$ 746,678	\$ 613,571	\$ 291,516			\$ 291,516	39.04%
		TOTALS	\$ 12,396,663	\$ 3,572,812					
Black Middle School	Architect:	Fehr Grossman Cox Architects	\$ 353,996	\$ 305,335			\$ 138,076	\$ 138,076	39.01%
	CSP Contractor:	Miner Dederick Constuction	\$ 3,920,068	\$ 2,239,623			\$ -	\$ 1,898,489	48.43%
	Other:	Various Vendors	\$ 385,920	\$ 333,314	\$ 125,037			\$ 125,037	32.40%
		TOTALS	\$ 4,659,984	\$ 2,878,272					
Browning Elementary School	Architect:	Ambrose and House Architects, L.L.P.	\$ 132,866	\$ 92,601			\$ 54,918	\$ 54,918	41.33%
	CSP Contractor:	TBD	\$ -	\$ -					
	Other:	Various Vendors	\$ 128,280	\$ 105,731	\$ 19,631			\$ 19,631	15.30%
		TOTALS	\$ 261,146	\$ 198,333					
Burnet Elementary School	Architect:	AUTOARCH Architects ¹	\$ 72,590	\$ 55,177	\$ 72,590	\$ -		\$ 72,590	100.00%
	CSP Contractor:	TBD	\$ -	\$ -					
	Other:	Various Vendors	\$ 88,787	\$ 87,874	\$ 52,939			\$ 52,939	59.62%
		TOTALS	\$ 161,377	\$ 143,051					
Burrus Elementary School	Architect:	Llewellyn-Davis Sahn ¹	\$ 88,755	\$ 65,380	\$ 88,755	\$ 14,667		\$ 88,755	100.00%
	CSP Contractor:	TBD	\$ -	\$ -					
	Other:	Various Vendors	\$ 185,702	\$ 155,592	\$ 110,940			\$ 110,940	59.74%
		TOTALS	\$ 274,457	\$ 220,972					
Carnegie Vanguard High School	Architect:	RdIR Architects ¹	\$ 1,071,188	\$ 872,167	\$ 1,071,188	\$ 125,720		\$ 1,071,188	100.00%
	CMAR:	Turner Construction Company	\$ 14,020,000	\$ 2,075,915			\$ 2,761,967	\$ 2,761,967	21.31%
	Other:	Various Vendors	\$ 381,282	\$ 270,898	\$ 72,424			\$ 72,424	18.99%
		TOTALS	\$ 15,472,470	\$ 3,218,980					
Carrillo Elementary School	Architect:	Sustaita Associates ¹	\$ 144,064	\$ 104,511	\$ 144,064	\$ -		\$ 144,064	100.00%
	CSP Contractor:	TBD	\$ -	\$ -					
	Other:	Various Vendors	\$ 81,156	\$ 75,536	\$ 59,287			\$ 59,287	73.05%
		TOTALS	\$ 225,220	\$ 180,047					
Crespo Elementary School	Architect:	Prozign Architects	\$ 172,638	\$ 120,617			\$ -	\$ -	
	CSP Contractor:	TBD	\$ -	\$ -					
	Other:	Various Vendors	\$ 188,308	\$ 167,406	\$ 70,529			\$ 70,529	37.45%
		TOTALS	\$ 360,945	\$ 288,022					
DeZavala Elementary School	Architect:	Parra Design Group ¹	\$ 56,529	\$ 39,570	\$ 56,529	\$ -		\$ 56,529	100.00%
	CSP Contractor:	TBD	\$ -	\$ -					
	Other:	Various Vendors	\$ 94,314	\$ 88,562	\$ 64,974			\$ 64,974	68.89%
		TOTALS	\$ 150,843	\$ 128,132					

Construction and Design M/WBE Report

Project/School/Facility	Project Team	Vendor	Contracted Amount	Payments to Date	First Tier Spend ²	Additional Spend ³	Second Tier Spend ⁴	MWBE Commitment Value	MWBE Commitment Percentage
Durkee Elementary School	Architect:	PGAL Architects	\$ 385,757	\$ 334,497			\$ 96,000	\$ 96,000	24.89%
	CSP Contractor:	Prime Contractors	\$ 2,818,804	\$ 1,284,987			\$ 489,154	\$ 489,154	20.83%
	Other:	Various Vendors	\$ 2,013,719	\$ 1,376,228	\$ 105,448			\$ 105,448	5.24%
		TOTALS	\$ 5,218,280	\$ 2,995,712					
Eastwood Academy High School	Architect:	Prozign Architects	\$ 391,114	\$ 276,657			\$ -	\$ -	
	CMAR:	TBD	\$ -	\$ -					
	Other:	Various Vendors	\$ 327,152	\$ 300,342	\$ 86,140			\$ 86,140	26.33%
		TOTALS	\$ 718,266	\$ 576,999					
Edison Middle School	Architect:	Parra Design Group ¹	\$ 58,094	\$ 40,666	\$ 58,094	\$ -		\$ 58,094	100.00%
	CSP Contractor:	TBD	\$ -	\$ -					
	Other:	Various Vendors	\$ 181,829	\$ 175,904	\$ 72,959			\$ 72,959	40.13%
		TOTALS	\$ 239,923	\$ 216,570					
Fleming Middle School	Architect:	ArcTec Associates, Inc. ¹	\$ 408,887	\$ 311,225	\$ 408,887	\$ -		\$ 408,887	100.00%
	CSP Contractor:	TBD	\$ -	\$ -					
	Other:	Various Vendors	\$ 424,599	\$ 424,599	\$ 129,027			\$ 129,027	30.39%
		TOTALS	\$ 833,486	\$ 735,824					
Furr High School	Architect:	Prozign Architects	\$ 634,822	\$ 487,508			\$ -	\$ -	
	CSP Contractor:	Summit Builders	\$ 5,556,358	\$ 2,821,613			\$ 1,753,300	\$ 1,753,300	26.86%
	Other:	Various Vendors	\$ 2,552,294	\$ 1,619,275	\$ 289,295			\$ 289,295	11.33%
		TOTALS	\$ 8,743,474	\$ 4,928,395					
Gallegos Elementary School	Architect:	RDC Architects ¹	\$ 154,972	\$ 108,849	\$ 154,972	\$ 17,500		\$ 154,972	100.00%
	CSP Contractor:	TBD	\$ -	\$ -					
	Other:	Various Vendors	\$ 82,757	\$ 77,839	\$ 56,957			\$ 56,957	68.82%
		TOTALS	\$ 237,729	\$ 186,688					
Garden Oaks Elementary School	Architect:	TBD	\$ -	\$ -					
	CSP Contractor:	TBD	\$ -	\$ -					
	Other:	Various Vendors	\$ 84,372	\$ 84,372	\$ 72,128			\$ 72,128	85.49%
		TOTALS	\$ 84,372	\$ 84,372					
Grissom Elementary School	Architect:	MLB and Associates, LLC ¹	\$ 198,072	\$ 132,039	\$ 198,072	\$ 92,422		\$ 198,072	100.00%
	CSP Contractor:	TBD	\$ -	\$ -					
	Other:	Various Vendors	\$ 105,674	\$ 101,154	\$ 57,927			\$ 57,927	54.82%
		TOTALS	\$ 303,746	\$ 233,193					
Hamilton Middle School	Architect:	Ambrose and House Architects, L.L.P.	\$ 99,892	\$ 72,233			\$ 42,725	\$ 42,725	42.77%
	CSP Contractor:	TBD	\$ -	\$ -					
	Other:	Various Vendors	\$ 435,675	\$ 433,046	\$ 138,810			\$ 138,810	31.86%
		TOTALS	\$ 535,567	\$ 505,279					
Harris , JR Elementary School	Architect:	Sustaita Associates ¹	\$ 214,213	\$ 159,808	\$ 214,213	\$ 9,025		\$ 214,213	100.00%
	CSP Contractor:	TBD	\$ -	\$ -					
	Other:	Various Vendors	\$ 85,528	\$ 81,766	\$ 58,606			\$ 58,606	68.52%
		TOTALS	\$ 299,741	\$ 241,574					
Harris, RP Elementary School	Architect:	Ambrose and House Architects, L.L.P.	\$ 256,892	\$ 179,826			\$ -	\$ -	
	CSP Contractor:	TBD	\$ -	\$ -					
	Other:	Various Vendors	\$ 316,095	\$ 297,836	\$ 67,045			\$ 67,045	21.21%
		TOTALS	\$ 572,987	\$ 477,662					
Harvard Elementary School	Architect:	Ambrose and House Architects, L.L.P.	\$ 63,415	\$ 43,119			\$ 25,382	\$ 43,119	67.99%
	CSP Contractor:	TBD	\$ -	\$ -					
	Other:	Various Vendors	\$ 173,485	\$ 171,885	\$ 62,150			\$ 62,150	35.82%
		TOTALS	\$ 236,900	\$ 215,004					
Helms Elementary School	Architect:	Fehr Grossman Cox Architects	\$ 173,003	\$ 132,988			\$ 191,967	\$ 191,967	110.96%
	CSP Contractor:	TBD	\$ -	\$ -					
	Other:	Various Vendors	\$ 306,311	\$ 220,779	\$ 52,386			\$ 52,386	17.10%
		TOTALS	\$ 479,314	\$ 353,767					
Henderson, JP Elementary School	Architect:	Sustaita Associates ¹	\$ 80,796	\$ 57,476	\$ 80,796	\$ -		\$ 80,796	100.00%
	CSP Contractor:	TBD	\$ -	\$ -					
	Other:	Various Vendors	\$ 119,745	\$ 111,408	\$ 48,124			\$ 48,124	40.19%
		TOTALS	\$ 200,541	\$ 168,884					

Construction and Design M/WBE Report

Project/School/Facility	Project Team	Vendor	Contracted Amount	Payments to Date	First Tier Spend ²	Additional Spend ³	Second Tier Spend ⁴	MWBE Commitment Value	MWBE Commitment Percentage
Herrera Elementary School	Architect:	Llewellyn-Davis Sahni ¹	\$ 137,316	\$ 98,804	\$ 137,316	\$ 45,376		\$ 137,316	100.00%
	CSP Contractor:	TBD	\$ -	\$ -					
	Other:	Various Vendors	\$ 103,859	\$ 102,759	\$ 82,502			\$ 82,502	79.44%
		TOTALS	\$ 241,175	\$ 201,562					
High School for Performing and Visual Arts	Architect:	Sustaita Associates ¹	\$ 216,585	\$ 181,537	\$ 216,585	\$ 6,000		\$ 216,585	100.00%
	CSP Contractor:	DT Construction	\$ 2,705,612	\$ 130,633				\$ 130,633	
	Other:	Various Vendors	\$ 705,935	\$ 176,327	\$ 27,471			\$ 27,471	3.89%
		TOTALS	\$ 3,628,132	\$ 488,497					
Hobby Elementary School	Architect:	Smith & Company Architects ¹	\$ 152,620	\$ 114,719	\$ 152,620	\$ 55,345		\$ 152,620	100.00%
	CSP Contractor:	DT Construction	\$ 1,967,661	\$ 354,315			\$ -	\$ -	
	Other:	Various Vendors	\$ 563,929	\$ 354,267	\$ 94,881			\$ 94,881	16.82%
		TOTALS	\$ 2,684,210	\$ 823,301					
Holland Middle School	Architect:	Ambrose and House Architects, L.L.P.	\$ 151,774	\$ 106,243			\$ -	\$ 106,243	70.00%
	CSP Contractor:	TBD	\$ -	\$ -					
	Other:	Various Vendors	\$ 372,313	\$ 369,780	\$ 88,934			\$ 88,934	23.89%
		TOTALS	\$ 524,087	\$ 476,023					
H. P. Carter Educational Center (DeVry University Advantage Academy)	Architect:	RdlR Architects ¹	\$ 160,681	\$ 74,338	\$ 160,681	\$ -		\$ 160,681	100.00%
	CSP Contractor:	TBD	\$ -	\$ -					
	Other:	Various Vendors	\$ 1,368,134	\$ 1,030,489	\$ 907,036			\$ 907,036	66.30%
		TOTALS	\$ 1,528,815	\$ 1,104,827					
Isaacs Elementary School	Architect:	English + Associates ¹	\$ 171,605	\$ 107,346	\$ 171,605	\$ 5,000		\$ 171,605	100.00%
	CSP Contractor:	TBD	\$ -	\$ -					
	Other:	Various Vendors	\$ 254,224	\$ 237,221	\$ 171,259			\$ 171,259	67.37%
		TOTALS	\$ 425,829	\$ 344,567					
Jackson Middle School	Architect:	AUTOARCH Architects ¹	\$ 764,999	\$ 536,559	\$ 764,999	\$ -		\$ 764,999	100.00%
	CSP Contractor:	Summit Builders	\$ 6,244,064	\$ 4,318,878			\$ 2,619,900	\$ 2,619,900	22.61%
	Other:	Various Vendors	\$ 3,064,165	\$ 1,260,531	\$ 449,896			\$ 449,896	14.68%
		TOTALS	\$ 10,073,228	\$ 6,115,968					
Jefferson Elementary School	Architect:	Corgan+PBA	\$ 62,778	\$ 48,278			\$ 30,700	\$ 30,700	22.98%
	CSP Contractor:	TBD	\$ -	\$ -					
	Other:	Various Vendors	\$ 70,339	\$ 68,389	\$ 25,455			\$ 25,455	36.19%
		TOTALS	\$ 133,117	\$ 116,667					
Johnston Middle School	Architect:	RWS Architects	\$ 345,694	\$ 268,713			\$ 95,000	\$ 95,000	36.73%
	CSP Contractor:	Fort Bend Mechanical	\$ 4,800,167	\$ 1,272,896			\$ 3,800	\$ 2,400,084	50.00%
	Other:	Various Vendors	\$ 861,992	\$ 743,415	\$ 280,054			\$ 280,054	32.49%
		TOTALS	\$ 6,007,853	\$ 2,285,024					
Jordan High School for Careers	Architect:	ESPA	\$ 118,365	\$ 82,856			\$ -	\$ -	
	CSP Contractor:	TBD	\$ -	\$ -					
	Other:	Various Vendors	\$ 258,522	\$ 232,757	\$ 51,280			\$ 51,280	19.84%
		TOTALS	\$ 376,887	\$ 315,613					
K. Smith Elementary School	Architect:	Brave Architects ¹	\$ 627,253	\$ 479,093	\$ 627,253	\$ 113,677		\$ 627,253	100.00%
	CMAR:	Comex Corp. ¹	\$ 20,000	\$ 20,000	\$ 20,000	\$ -		\$ 20,000	100.00%
	Other:	Various Vendors	\$ 2,728,012	\$ 2,601,442	\$ 509,820			\$ 509,820	18.69%
		TOTALS	\$ 3,375,265	\$ 3,100,535					
Kashmere Gardens Elementary School	Architect:	Hill & Swart Architects, Inc ¹	\$ 105,986	\$ 83,586	\$ 105,986	\$ -		\$ 105,986	100.00%
	CSP Contractor:	TBD	\$ -	\$ -					
	Other:	Various Vendors	\$ 151,386	\$ 127,088	\$ 21,192			\$ 21,192	14.00%
		TOTALS	\$ 257,372	\$ 210,674					
Key Middle School	Architect:	PTI, Inc.	\$ 179,771	\$ 112,201			\$ 13,680	\$ 13,680	7.61%
	CSP Contractor:	TBD	\$ -	\$ -					
	Other:	Various Vendors	\$ 3,482,709	\$ 3,448,331	\$ 175,555			\$ 175,555	5.04%
		TOTALS	\$ 3,662,480	\$ 3,560,532					
Lockhart/Turner Elementary School	Architect:	Harrison Kornberg Architects ¹	\$ 951,152	\$ 737,871	\$ 951,152	\$ -		\$ 951,152	100.00%
	CMAR:	Turner Construction Company	\$ 12,743,754	\$ 3,316,479			\$ 10,000	\$ 10,000	23.40%
	Other:	Various Vendors	\$ 1,702,390	\$ 1,604,906	\$ 347,015			\$ 347,015	20.38%
		TOTALS	\$ 15,397,296	\$ 5,659,256					

Construction and Design M/WBE Report

Project/School/Facility	Project Team	Vendor	Contracted Amount	Payments to Date	First Tier Spend ²	Additional Spend ³	Second Tier Spend ⁴	MWBE Commitment Value	MWBE Commitment Percentage
Madison High School	Architect:	Molina Walker Architects ¹	\$ 304,401	\$ 227,133	\$ 304,401	\$ -		\$ 304,401	100.00%
	CSP Contractor:	DT Construction	\$ 3,344,918	\$ 160,350			\$ -	\$ 836,230	25.00%
	Other:	Various Vendors	\$ 1,593,961	\$ 1,443,994	\$ 224,399			\$ 224,399	14.08%
		TOTALS	\$ 5,243,280	\$ 1,831,477					
Martinez, R Elementary School	Architect:	English + Associates ¹	\$ 172,237	\$ 105,672	\$ 172,237	\$ -		\$ 172,237	100.00%
	CSP Contractor:	TBD	\$ -	\$ -					
	Other:	Various Vendors	\$ 64,805	\$ 54,339	\$ 45,054			\$ 45,054	69.52%
		TOTALS	\$ 237,042	\$ 160,011					
Mitchell Elementary School	Architect:	Brave Architects ¹	\$ 159,617	\$ 112,073	\$ 159,617	\$ -		\$ 159,617	100.00%
	CSP Contractor:	TBD	\$ -	\$ -					
	Other:	Various Vendors	\$ 363,240	\$ 224,773	\$ 83,061			\$ 83,061	22.87%
		TOTALS	\$ 522,856	\$ 336,846					
Montgomery Elementary School	Architect:	Studio Red Architects	\$ 200,068	\$ 145,670			\$ 53,845	\$ 53,845	26.91%
	CSP Contractor:	TBD	\$ -	\$ -					
	Other:	Various Vendors	\$ 109,844	\$ 85,373	\$ 55,591			\$ 55,591	50.61%
		TOTALS	\$ 309,912	\$ 231,042					
Ninth Grade Academy (Houston High School) CLOSED	Architect:	TBD	\$ -	\$ -					
	CSP Contractor:	TBD	\$ -	\$ -					
	Other:	Various Vendors	\$ 106,299	\$ 106,299	\$ -			\$ -	0.00%
		TOTALS	\$ 106,299	\$ 106,299					
Oates Elementary School	Architect:	Sustaita Associates ¹	\$ 92,131	\$ 60,983	\$ 92,131	\$ -		\$ 92,131	100.00%
	CSP Contractor:	TBD	\$ -	\$ -					
	Other:	Various Vendors	\$ 354,620	\$ 350,765	\$ 90,430			\$ 90,430	25.50%
		TOTALS	\$ 446,751	\$ 411,749					
Petersen Elementary School	Architect:	Studio Red Architects	\$ 159,921	\$ 116,657			\$ 37,045	\$ 37,045	23.16%
	CSP Contractor:	TBD	\$ -	\$ -					
	Other:	Various Vendors	\$ 129,837	\$ 126,004	\$ 70,884			\$ 70,884	54.59%
		TOTALS	\$ 289,758	\$ 242,662					
Pleasantville Elementary School	Architect:	RDC Architects ¹	\$ 260,306	\$ 177,644	\$ 260,306	\$ -		\$ 260,306	100.00%
	CSP Contractor:	TBD	\$ -	\$ -					
	Other:	Various Vendors	\$ 125,104	\$ 119,646	\$ 49,931			\$ 49,931	39.91%
		TOTALS	\$ 385,410	\$ 297,291					
Reagan PreK-8	Architect:	PBK Architects	\$ 1,586,758	\$ 1,192,500			\$ 395,375	\$ 395,375	24.92%
	CMAR:	Anslow Bryant Construction	\$ 20,851,993	\$ 4,061,301			\$ 4,785,241	\$ 4,785,241	23.01%
	Other:	Various Vendors	\$ 1,641,721	\$ 1,570,035	\$ 5,548			\$ 5,548	0.34%
		TOTALS	\$ 24,080,472	\$ 6,823,835					
Sam Houston Math, Science, & Technology Center	Architect:	Corgan+PBA	\$ 498,408	\$ 299,215			\$ 67,100	\$ 67,100	13.46%
	CSP Contractor:	Morganti Texas, Inc	\$ 2,940,317	\$ 14,000			\$ -		
	Other:	Various Vendors	\$ 791,097	\$ 780,327	\$ -			\$ -	0.00%
		TOTALS	\$ 4,229,823	\$ 1,093,542					
Scarborough Elementary School	Architect:	PGAL Architects	\$ 290,277	\$ 251,676			\$ 83,000	\$ 83,000	28.59%
	CSP Contractor:	Prime Contractors	\$ 2,428,418	\$ 1,179,708			\$ 1,999,000	\$ 1,999,000	20.83%
	Other:	Various Vendors	\$ 1,707,416	\$ 1,238,675	\$ 206,877			\$ 206,877	12.12%
		TOTALS	\$ 4,426,111	\$ 2,670,059					
Scarborough High School	Architect:	CDG Architecture & Interior Design, Inc.	\$ 676,417	\$ 638,724			\$ 292,623	\$ 638,724	94.43%
	CMAR:	Drymalla Construction	\$ 6,440,730	\$ 5,198,881			\$ 2,585,000	\$ 2,585,000	40.14%
	Other:	Various Vendors	\$ 2,973,384	\$ 2,375,662	\$ 517,636			\$ 517,636	17.41%
		TOTALS	\$ 10,090,531	\$ 8,213,267					
Scott/Dogan Elementary School	Architect:	ESPA	\$ 912,590	\$ 629,540			\$ -	\$ -	
	CMAR:	TBD	\$ -	\$ -					
	Other:	Various Vendors	\$ 3,309,364	\$ 2,972,733	\$ 223,401			\$ 223,401	6.75%
		TOTALS	\$ 4,221,954	\$ 3,602,273					
Sharpstown Middle School	Architect:	PDG Architects	\$ 84,805	\$ 54,691			\$ 5,300	\$ 5,300	6.25%
	CSP Contractor:	TBD	\$ -	\$ -					
	Other:	Various Vendors	\$ 264,948	\$ 257,702	\$ 344,782			\$ 344,782	
		TOTALS	\$ 349,753	\$ 312,393					

Construction and Design M/WBE Report

Project/School/Facility	Project Team	Vendor	Contracted Amount	Payments to Date	First Tier Spend ²	Additional Spend ³	Second Tier Spend ⁴	MWBE Commitment Value	MWBE Commitment Percentage
Sherman/Crawford Elementary School	Architect:	Perspectiva Architects ¹	\$ 872,468	\$ 631,247	\$ 872,468	\$ 299,000		\$ 872,468	100.00%
	CMAR:	TBD	\$ -	\$ -					
	Other:	Various Vendors	\$ 2,212,933	\$ 2,123,850	\$ 114,636			\$ 114,636	5.18%
		TOTALS	\$ 3,085,402	\$ 2,755,097					
Southmayd Elementary School	Architect:	Perspectiva Architects ¹	\$ 625,679	\$ 470,731	\$ 625,679	\$ 234,510		\$ 625,679	100.00%
	CSP Contractor:	Morganti Texas, Inc	\$ 20,000	\$ 20,000			\$ -	\$ 8,000	40.00%
	Other:	Various Vendors	\$ 195,424	\$ 181,653	\$ 27,219			\$ 27,219	13.93%
		TOTALS	\$ 841,103	\$ 672,385					
Sterling High School	Architect:	Huerta & Associates ¹	\$ 185,451	\$ 124,252	\$ 185,451	\$ -		\$ 185,451	100.00%
	CSP Contractor:	TBD	\$ -	\$ -					
	Other:	Various Vendors	\$ 786,263	\$ 779,693	\$ 125,857			\$ 125,857	16.01%
		TOTALS	\$ 971,714	\$ 903,945					
Sugar Grove Academy	Architect:	Courtney Harper + Partners	\$ 198,316	\$ 141,641			\$ -	\$ -	
	CSP Contractor:	TBD	\$ -	\$ -					
	Other:	Various Vendors	\$ 351,005	\$ 62,132	\$ 7,258			\$ 7,258	2.07%
		TOTALS	\$ 549,321	\$ 203,773					
Sutton Elementary School	Architect:	Pfluger Architects	\$ 264,686	\$ 204,529			\$ 151,870	\$ 151,870	57.38%
	CSP Contractor:	TBD	\$ -	\$ -					
	Other:	Various Vendors	\$ 68,641	\$ 68,641	\$ 19,636			\$ 19,636	28.61%
		TOTALS	\$ 333,327	\$ 273,170					
Thomas Middle School	Architect:	Archi*Technic/3 ¹	\$ 132,189	\$ 84,132	\$ 132,189	\$ -		\$ 132,189	100.00%
	Other:	Various Vendors	\$ 1,034,450	\$ 753,851	\$ 67,123			\$ 67,123	6.49%
		TOTALS	\$ 1,166,639	\$ 837,983					
Washington High School	Architect:	PTI, Inc.	\$ 181,816	\$ 53,061			\$ 14,000	\$ 14,000	7.70%
	CSP Contractor:	TBD	\$ -	\$ -					
	Other:	Various Vendors	\$ 905,788	\$ 532,965	\$ 283,227			\$ 283,227	31.27%
		TOTALS	\$ 1,087,604	\$ 586,026					
Westbury High School	Architect:	RWS Architects	\$ 133,026	\$ 96,120			\$ -		
	CSP Contractor:	Fort Bend Mechanical	\$ 1,741,940	\$ 391,505			\$ 18,000	\$ 870,970	50.00%
	Other:	Various Vendors	\$ 1,512,653	\$ 1,359,822	\$ 21,589			\$ 21,589	1.43%
		TOTALS	\$ 3,387,619	\$ 1,847,447					
Whidby Elementary School	Architect:	Brown Reynolds Watford Architects	\$ 262,902	\$ 185,855			\$ 88,830	\$ 88,830	33.79%
	CSP Contractor:	TBD	\$ -	\$ -					
	Other:	Various Vendors	\$ 147,114	\$ 145,094	\$ 61,582			\$ 61,582	41.86%
		TOTALS	\$ 410,015	\$ 330,948					
Whittier Elementary School	Architect:	Prozign Architects	\$ 156,446	\$ 108,872			\$ -	\$ -	
	CSP Contractor:	TBD	\$ -	\$ -					
	Other:	Various Vendors	\$ 182,221	\$ 176,964	\$ 65,540			\$ 65,540	35.97%
		TOTALS	\$ 338,667	\$ 285,835					
Woodson Middle School	Architect:	Merriman Holt Architects	\$ 85,955	\$ 60,069			\$ 26,238	\$ 26,238	30.53%
	CSP Contractor:	TBD	\$ -	\$ -					
	Other:	Various Vendors	\$ 538,170	\$ 228,787	\$ 109,239			\$ 109,239	20.30%
		TOTALS	\$ 624,125	\$ 288,856					
Yates High School	Architect:	Harrison Kornberg Architects ¹	\$ 166,593	\$ 126,618	\$ 166,593	\$ 50,500		\$ 166,593	100.00%
	CSP Contractor:	TBD	\$ -	\$ -					
	Other:	Various Vendors	\$ 3,546,376	\$ 1,205,169	\$ 190,601			\$ 190,601	5.37%
		TOTALS	\$ 3,712,969	\$ 1,331,787					
Burbank Elementary School	Architect:	TBD	\$ -	\$ -					
	CSP Contractor:	TBD	\$ -	\$ -					
	Other:	Various Vendors	\$ 135,024	\$ 90,588	\$ 27,844			\$ 27,844	20.62%
		TOTALS	\$ 135,024	\$ 90,588					
Cullen Middle School	Architect:	RDC Architects ¹	\$ 596,685	\$ 161,102	\$ 596,685	\$ 181,000		\$ 596,685	100.00%
	CMAR:	TBD	\$ -	\$ -					
	Other:	Various Vendors	\$ 823,499	\$ 822,606	\$ 166,730			\$ 166,730	20.25%
		TOTALS	\$ 1,420,184	\$ 983,708					
Davila Elementary School	Architect:	Molina Walker Architects ¹	\$ 191,481	\$ 116,051	\$ 191,481	\$ -		\$ 191,481	100.00%
	CSP Contractor:	TBD	\$ -	\$ -					
	Other:	Various Vendors	\$ 160,357	\$ 121,274	\$ 132,485			\$ 132,485	82.62%
		TOTALS	\$ 351,838	\$ 237,325					

Construction and Design M/WBE Report

Project/School/Facility	Project Team	Vendor	Contracted Amount	Payments to Date	First Tier Spend ²	Additional Spend ³	Second Tier Spend ⁴	MWBE Commitment Value	MWBE Commitment Percentage
Deady Middle School	Architect:	Perspectiva Architects ¹	\$ 167,811	\$ 112,529	\$ 167,811	\$ 75,276		\$ 167,811	100.00%
	CSP Contractor:	TBD	\$ -	\$ -					
	Other:	Various Vendors	\$ 205,807	\$ 203,472	\$ 100,580			\$ 100,580	48.87%
		TOTALS	\$ 373,619	\$ 316,000					
Garcia Elementary School	Architect:	TBD	\$ -	\$ -					
	CSP Contractor:	TBD	\$ -	\$ -					
	Other:	Various Vendors	\$ 55,409	\$ 55,409	\$ 55,184			\$ 55,184	99.59%
		TOTALS	\$ 55,409	\$ 55,409					
Garden Villas Elementary School	Architect:	Merriman Holt Architects	\$ 361,012	\$ 269,999			\$ 102,765	\$ 102,765	28.47%
	CSP Contractor:	TBD	\$ -	\$ -					
	Other:	Various Vendors	\$ 154,749	\$ 154,545	\$ 63,457			\$ 63,457	41.01%
		TOTALS	\$ 515,761	\$ 424,544					
Lamar High School	Architect:	VLK Architects, Inc.	\$ 448,323	\$ 325,753			\$ 162,580	\$ 162,580	36.26%
	CSP Contractor:	TBD	\$ -	\$ -					
	Other:	Various Vendors	\$ 641,119	\$ 632,658	\$ 28,280			\$ 28,280	4.41%
		TOTALS	\$ 1,089,442	\$ 958,411					
Lyons Elementary School	Architect:	TBD	\$ -	\$ -					
	CSP Contractor:	TBD	\$ -	\$ -					
	Other:	Various Vendors	\$ 59,937	\$ 59,937	\$ 58,374			\$ 58,374	97.39%
		TOTALS	\$ 59,937	\$ 59,937					
McReynolds Middle School	Architect:	AUTOARCH Architects ¹	\$ 502,960	\$ 201,184	\$ 502,960	\$ -		\$ 502,960	100.00%
	CMAR:	TBD	\$ -	\$ -			\$ -	\$ -	
	Other:	Various Vendors	\$ 192,342	\$ 183,376	\$ 71,724			\$ 71,724	37.29%
		TOTALS	\$ 695,302	\$ 384,560					
Neff / White Relief Elementary School	Architect:	PDG Architects	\$ 874,912	\$ 677,166			\$ 215,575	\$ 215,575	24.64%
	CMAR:	TBD	\$ -	\$ -			\$ -	\$ -	
	Other:	Various Vendors	\$ 90,062	\$ 82,158	\$ -			\$ -	0.00%
		TOTALS	\$ 964,974	\$ 759,324					
North Houston Early College High School	Architect:	TBD	\$ -	\$ -					
	CMAR:	TBD	\$ -	\$ -					
	Other:	Various Vendors	\$ 309,477	\$ 309,462	\$ 900			\$ 900	0.29%
		TOTALS	\$ 309,477	\$ 309,462					
Port Houston Elementary School	Architect:	STOA Architects	\$ 42,982	\$ 29,226			\$ -	\$ -	
	CSP Contractor:	TBD	\$ -	\$ -			\$ -	\$ -	
	Other:	Various Vendors	\$ 20,901	\$ 14,843	\$ 6,313			\$ 6,313	30.21%
		TOTALS	\$ 63,883	\$ 44,070					
Revere Middle School	Architect:	TBD	\$ -	\$ -					
	CSP Contractor:	TBD	\$ -	\$ -					
	Other:	Various Vendors	\$ 576,416	\$ 563,482	\$ 183,735			\$ 183,735	31.88%
		TOTALS	\$ 576,416	\$ 563,482					
Ross Elementary School	Architect:	Harrison Kornberg Architects ¹	\$ 57,400	\$ -	\$ -	\$ -		\$ 57,400	100.00%
	CSP Contractor:	TBD	\$ -	\$ -					
	Other:	Various Vendors	\$ 253,654	\$ 175,718	\$ 135,565			\$ 135,565	53.44%
		TOTALS	\$ 311,054	\$ 175,718					
Rusk Elementary School	Architect:	STOA Architects	\$ 434,562	\$ 262,411			\$ -	\$ -	
	CMAR:	TBD	\$ -	\$ -			\$ -	\$ -	
	Other:	Various Vendors	\$ 398,537	\$ 369,564	\$ 168,485			\$ 168,485	42.28%
		TOTALS	\$ 833,099	\$ 631,974					
Ryan Middle School	Architect:	Harrison Kornberg Architects ¹	\$ 373,775	\$ 189,170	\$ 373,775	\$ -		\$ 373,775	100.00%
	CSP Contractor:	TBD	\$ -	\$ -					
	Other:	Various Vendors	\$ 574,514	\$ 394,033	\$ 89,011			\$ 89,011	15.49%
		TOTALS	\$ 948,289	\$ 583,203					
Sharpstown High School	Architect:	PDG Architects	\$ 121,689	\$ 119,522			\$ 18,455	\$ 18,455	15.17%
	CSP Contractor:	Fort Bend Mechanical	\$ 1,511,219	\$ 1,494,437			\$ 495,669	\$ 1,494,437	98.89%
	CSP Contractor:	Horizon International Group ¹	\$ 112,375	\$ 112,375	\$ 112,375		\$ -	\$ 112,375	
	Other:	Various Vendors	\$ 1,111,550	\$ 1,088,321	\$ 26,072			\$ 26,072	2.35%
		TOTALS	\$ 2,856,832	\$ 2,814,654					

Construction and Design M/WBE Report

Project/School/Facility	Project Team	Vendor	Contracted Amount	Payments to Date	First Tier Spend ²	Additional Spend ³	Second Tier Spend ⁴	MWBE Commitment Value	MWBE Commitment Percentage
Stevenson Middle School	Architect:	RWS Architects	\$ 167,578	\$ 117,303			\$ 52,000	\$ 52,000	31.03%
	CSP Contractor:	TBD	\$ -	\$ -					
	Other:	Various Vendors	\$ 187,384	\$ 181,634	\$ 116,003			\$ 116,003	61.91%
		TOTALS	\$ 354,962	\$ 298,937					
Waltrip High School	Architect:	Gensler Architects	\$ 1,132,639	\$ 880,660			\$ 306,684	\$ 306,684	27.08%
	CSP Contractor:	Fort Bend Mechanical	\$ 125,520	\$ 125,520			\$ -	\$ -	
	Other:	Various Vendors	\$ 1,092,131	\$ 1,081,504	\$ 239,694			\$ 239,694	21.95%
		TOTALS	\$ 2,350,289	\$ 2,087,683					
Worthing High School	Architect:	Molina Walker Architects ¹	\$ 1,080,353	\$ 711,218	\$ 1,080,353	\$ 12,500		\$ 1,080,353	100.00%
	CSP Contractor:	Fort Bend Mechanical	\$ 381,332	\$ -			\$ -	\$ -	
	Other:	Various Vendors	\$ 792,406	\$ 634,859	\$ 183,254			\$ 183,254	23.13%
		TOTALS	\$ 2,254,091	\$ 1,346,077					
Cage Elementary School	Architect:	TBD	\$ -	\$ -					
	CSP Contractor:	TBD	\$ -	\$ -					
	Other:	Various Vendors	\$ 39,353	\$ 30,980	\$ 25,143			\$ 25,143	63.89%
		TOTALS	\$ 39,353	\$ 30,980					
Codwell Elementary School	Architect:	TBD	\$ -	\$ -					
	CSP Contractor:	TBD	\$ -	\$ -					
	Other:	Various Vendors	\$ 45,554	\$ 45,554	\$ 44,854			\$ 44,854	98.46%
		TOTALS	\$ 45,554	\$ 45,554					
Condit Elementary School	Architect:	TBD	\$ -	\$ -					
	CSP Contractor:	TBD	\$ -	\$ -					
	Other:	Various Vendors	\$ 126,889	\$ 126,889	\$ 19,889			\$ 19,889	15.67%
		TOTALS	\$ 126,889	\$ 126,889					
Dodson Elementary School	Architect:	TBD	\$ -	\$ -					
	CSP Contractor:	TBD	\$ -	\$ -					
	Other:	Various Vendors	\$ 67,342	\$ 67,342	\$ 64,884			\$ 64,884	96.35%
		TOTALS	\$ 67,342	\$ 67,342					
Dowling Middle School	Architect:	TBD	\$ -	\$ -					
	CSP Contractor:	TBD	\$ -	\$ -					
	Other:	Various Vendors	\$ 410,882	\$ 410,882	\$ 228,972			\$ 228,972	55.73%
		TOTALS	\$ 410,882	\$ 410,882					
Durham Elementary School	Architect:	TBD	\$ -	\$ -					
	CSP Contractor:	TBD	\$ -	\$ -					
	Other:	Various Vendors	\$ 68,342	\$ 68,342	\$ 64,228			\$ 64,228	93.98%
		TOTALS	\$ 68,342	\$ 68,342					
Elrod Elementary School	Architect:	TBD	\$ -	\$ -					
	CSP Contractor:	TBD	\$ -	\$ -					
	Other:	Various Vendors	\$ 209,981	\$ 159,236	\$ 150,969			\$ 150,969	71.90%
		TOTALS	\$ 209,981	\$ 159,236					
Franklin Elementary School	Architect:	TBD	\$ -	\$ -					
	CSP Contractor:	TBD	\$ -	\$ -					
	Other:	Various Vendors	\$ 78,822	\$ 69,109	\$ 66,745			\$ 66,745	84.68%
		TOTALS	\$ 78,822	\$ 69,109					
Golfcrest Elementary School	Architect:	TBD	\$ -	\$ -					
	CSP Contractor:	TBD	\$ -	\$ -					
	Other:	Various Vendors	\$ 67,239	\$ 67,239	\$ 64,425			\$ 64,425	95.82%
		TOTALS	\$ 67,239	\$ 67,239					
Gordon Elementary School	Architect:	TBD	\$ -	\$ -					
	CSP Contractor:	TBD	\$ -	\$ -					
	Other:	Various Vendors	\$ 99,744	\$ 99,744	\$ 19,636			\$ 19,636	19.69%
		TOTALS	\$ 99,744	\$ 99,744					
High School for Law Enforcement and Criminal Justice	Architect:	TBD	\$ -	\$ -					
	CSP Contractor:	TBD	\$ -	\$ -					
	Other:	Various Vendors	\$ 218,271	\$ 200,915	\$ 88,142			\$ 88,142	40.38%
		TOTALS	\$ 218,271	\$ 200,915					

Construction and Design M/WBE Report

Project/School/Facility	Project Team	Vendor	Contracted Amount	Payments to Date	First Tier Spend ²	Additional Spend ³	Second Tier Spend ⁴	MWBE Commitment Value	MWBE Commitment Percentage
Hogg Middle School	Architect:	Architect cre8 Incorporated	\$ 33,599	\$ 32,560			\$ 6,000	\$ 6,000	17.86%
	CSP Contractor:	Horizon International Group ¹	\$ 522,610	\$ 193,904	\$ 522,610		\$ -	\$ 522,610	100.00%
	Other:	Various Vendors	\$ 1,146,073	\$ 1,100,955	\$ 381,972			\$ 381,972	33.33%
		TOTALS	\$ 1,702,281	\$ 1,327,418					
Kolter Elementary School	Architect:	TBD	\$ -	\$ -					
	CSP Contractor:	TBD	\$ -	\$ -					
	Other:	Various Vendors	\$ 64,859	\$ 64,859	\$ 64,859			\$ 64,859	100.00%
		TOTALS	\$ 64,859	\$ 64,859					
Law Elementary School	Architect:	TBD	\$ -	\$ -					
	CSP Contractor:	TBD	\$ -	\$ -					
	Other:	Various Vendors	\$ 218,179	\$ 218,179	\$ 93,986			\$ 93,986	43.08%
		TOTALS	\$ 218,179	\$ 218,179					
MacGregor Elementary School	Architect:	TBD	\$ -	\$ -					
	CSP Contractor:	TBD	\$ -	\$ -					
	Other:	Various Vendors	\$ 287,535	\$ 287,535	\$ 91,420			\$ 91,420	31.79%
		TOTALS	\$ 287,535	\$ 287,535					
Milby High School	Architect:	TBD	\$ -	\$ -					
	CSP Contractor:	TBD	\$ -	\$ -					
	Other:	Various Vendors	\$ 759,446	\$ 743,843	\$ 140,575			\$ 140,575	18.51%
		TOTALS	\$ 759,446	\$ 743,843					
Parker Elementary School	Architect:	TBD	\$ -	\$ -					
	CSP Contractor:	TBD	\$ -	\$ -					
	Other:	Various Vendors	\$ 103,152	\$ 103,152	\$ 20,049			\$ 20,049	19.44%
		TOTALS	\$ 103,152	\$ 103,152					
Pugh Elementary School	Architect:	TBD	\$ -	\$ -					
	CSP Contractor:	TBD	\$ -	\$ -					
	Other:	Various Vendors	\$ 73,340	\$ 64,360	\$ 60,107			\$ 60,107	81.96%
		TOTALS	\$ 73,340	\$ 64,360					
Sanchez Elementary School	Architect:	TBD	\$ -	\$ -					
	CSP Contractor:	TBD	\$ -	\$ -					
	Other:	Various Vendors	\$ 71,765	\$ 63,891	\$ 59,178			\$ 59,178	82.46%
		TOTALS	\$ 71,765	\$ 63,891					
Shearn Elementary School	Architect:	TBD	\$ -	\$ -					
	CSP Contractor:	TBD	\$ -	\$ -					
	Other:	Various Vendors	\$ 63,370	\$ 63,370	\$ 58,446			\$ 58,446	92.23%
		TOTALS	\$ 63,370	\$ 63,370					
T.H. Rogers Middle School	Architect:	TBD	\$ -	\$ -					
	CSP Contractor:	TBD	\$ -	\$ -					
	Other:	Various Vendors	\$ 126,433	\$ 115,428	\$ 42,002			\$ 42,002	33.22%
		TOTALS	\$ 126,433	\$ 115,428					
Wainwright Elementary School	Architect:	TBD	\$ -	\$ -					
	CSP Contractor:	TBD	\$ -	\$ -					
	Other:	Various Vendors	\$ 99,810	\$ 99,810	\$ 26,850			\$ 26,850	26.90%
		TOTALS	\$ 99,810	\$ 99,810					
Windsor Village Elementary School	Architect:	TBD	\$ -	\$ -					
	CSP Contractor:	TBD	\$ -	\$ -					
	Other:	Various Vendors	\$ 83,195	\$ 83,195	\$ 12,717			\$ 12,717	15.29%
		TOTALS	\$ 83,195	\$ 83,195					
Grimes Elementary School	Architect:	Smith & Company Architects ¹	\$ 200,256	\$ 135,105	\$ 200,256	\$ -		\$ 200,256	100.00%
	CSP Contractor:	TBD	\$ -	\$ -					
	Other:	Various Vendors	\$ 223,049	\$ 220,018	\$ 41,303			\$ 41,303	18.52%
		TOTALS	\$ 423,305	\$ 355,123					
McDade Elementary School	Architect:	TBD	\$ -	\$ -					
	CMAR:	TBD	\$ -	\$ -					
	Other:	Various Vendors	\$ 177,638	\$ 177,595	\$ 32,711			\$ 32,711	18.41%
		TOTALS	\$ 177,638	\$ 177,595					

Construction and Design M/WBE Report

Project/School/Facility	Project Team	Vendor	Contracted Amount	Payments to Date	First Tier Spend ²	Additional Spend ³	Second Tier Spend ⁴	MWBE Commitment Value	MWBE Commitment Percentage
Rhoads Elementary School	Architect:	Merriman Holt Architects	\$ 135,926	\$ 100,084			\$ 37,434	\$ 37,434	27.54%
	CSP Contractor:	TBD	\$ -	\$ -					
	Other:	Various Vendors	\$ 101,975	\$ 96,491	\$ 19,631			\$ 19,631	19.25%
		TOTALS	\$ 237,901	\$ 196,575					
South Early College	Architect:	TBD	\$ -	\$ -					
	CMAR:	TBD	\$ -	\$ -					
	Other:	Various Vendors	\$ -	\$ -	\$ -				
		TOTALS	\$ -	\$ -					
School Athletic Stadiums	Architect:	Natex Architects ¹	\$ 930,269	\$ 664,317	\$ 930,269	\$ -		\$ 930,269	100.00%
	Other:	Various Vendors	\$ 2,825,364	\$ 2,785,716	\$ 158,112			\$ 158,112	5.60%
		TOTALS	\$ 3,755,634	\$ 3,450,033					
Other Project Costs	Other:	Various Vendors	\$ 884,400	\$ 791,987	\$ -			\$ -	0.00%
		TOTALS	\$ 884,400	\$ 791,987					
CMPA	CMPA:	AECOM	\$ 6,535,485	\$ 4,506,868			\$ 2,824,806	\$ 2,614,194	40.00%
	CMPA:	ATSER ¹	\$ 7,397,380	\$ 4,533,381	\$ 7,397,380	\$ 2,068,150		\$ 7,397,380	100.00%
	CMPA:	Johnston	\$ 7,683,047	\$ 5,390,147			\$ 2,234,000	\$ 2,535,406	33.00%
	CMPA:	Turner/Trevino	\$ 5,938,261	\$ 4,675,668			\$ 2,113,898	\$ 2,078,391	35.00%
	CMPA:	Rice & Gardner	\$ 6,289,510	\$ 4,917,540			\$ 1,561,731	\$ 3,018,965	48.00%
		GRAND TOTAL	\$ 659,290,168.93	\$ 494,131,773	\$ 89,269,284	\$ 6,346,551	\$ 99,502,946	\$ 215,740,429	32.72%
		Design & Construction Total	\$ 426,991,359	\$ 296,292,871	\$ 43,009,343	\$ 4,278,401	\$ 90,768,511	\$ 159,233,531	37.29%
		Other Project Cost Total (Various Vendors)	\$ 198,455,127	\$ 173,815,298	\$ 38,862,562	\$ -	\$ -	\$ 38,862,562	19.58%
		CMPA Total	\$ 33,843,683	\$ 24,023,604	\$ 7,397,380	\$ 2,068,150	\$ 8,734,435	\$ 17,644,336	52.13%

1-Certified M/WBE firm by one of the following agencies: City of Houston (COH), Houston Minority Supplier Development Council (HMSDC), and/or Women's Business Enterprise Alliance (WBEA).

2-First Tier Spend is defined as a certified M/WBE firm that invoices HISD directly for goods and/or services. (All invoices paid by HISD.)

3-Additional Spend is defined as a certified M/WBE firm that subcontracts with another certified M/WBE firm for goods and/or services. (All invoices paid by First Tier M/WBE firm.)

4-Second Tier Spend is defined as a non-M/WBE firm who subcontracts with a certified M/WBE firm for goods and/or services. (All invoices paid by non-M/WBE firm.)

Grand Total Contracted Amount = Budgeting's Pre Encumbrance + Encumbrance + Actual.

NOTE: Various Vendor spend would be inclusive of additional Construction Costs (including Hazardous Material Removal, HVAC (DBR), Other Program Cost, Safety/Security, Science Infrastructure, Tracks and T-Bldgs.); Other Program Costs (including Management Project Reserves and Soft Costs); Furnishings/Equipment Costs (including furniture, library books, other equipment, science equipment and technology); and Land Purchase Costs (including Land purchases, Appraisals and Environmental Testing).

CM-PA Project Assignments

2007 Facilities Capital Program

Campus	Contact #1 CMPA PM	Contact #2 HISD Manager
AECOM, Inc.		
Benbrook ES	Roy Tunnell	Matisia Hollingsworth
Black MS	Dan Garrett	Matisia Hollingsworth
Browning ES	Robert Lengefeld	Matisia Hollingsworth
Clifton MS	Roy Tunnell	Matisia Hollingsworth
Field ES	Robert Lengefeld	Matisia Hollingsworth
Fleming MS	Roy Tunnell	Lloyd Hart
Hamilton MS	Robert Lengefeld	Matisia Hollingsworth
Harvard ES	Robert Lengefeld	Matisia Hollingsworth
Helms ES	Dan Garrett	Matisia Hollingsworth
Hogg MS	Tim Beally	Matisia Hollingsworth
HSPVA	Dan Garrett	Matisia Hollingsworth
Isaacs ES	Roy Tunnell	Matisia Hollingsworth
Lamar HS	Ken English	Matisia Hollingsworth
Lanier MS	Tim Beally	Matisia Hollingsworth
Love ES	Tim Beally	Matisia Hollingsworth
Memorial ES	Robert Lengefeld	Matisia Hollingsworth
Poe ES	Tim Beally	Matisia Hollingsworth
Rice School	Ken English	Matisia Hollingsworth
Scarborough HS	Dan Garrett	Matisia Hollingsworth
Waltrip HS	Ken English	Matisia Hollingsworth
Safety/Security Non-CCTV		Elena Stephens
Atser, L.P.		
Alcott ES	Jeffrey Tennyson	Lloyd Hart
Attucks MS	Ricky Harrell	Lloyd Hart
Barnett Stadium	Ruben Martinez	Lloyd Hart
Butler Stadium	Ruben Martinez	Lloyd Hart
Cullen MS	Victor Fleming	Lloyd Hart
Delmar Stadium	Ruben Martinez	Lloyd Hart
Garden Villas ES	Jeffrey Tennyson	Lloyd Hart
Grimes ES	Ricky Harrell	Lloyd Hart
Grissom ES	Jeffrey Tennyson	Lloyd Hart
Hobby ES	Ricky Harrell	Lloyd Hart
Jones HS	Ricky Harrell	Lloyd Hart
Kelso ES	Ricky Harrell	Lloyd Hart
Madison HS	Jeffrey Tennyson	Lloyd Hart
Mitchell ES	Victor Fleming	Lloyd Hart

CM-PA Project Assignments

2007 Facilities Capital Program

Campus	Contact #1 CMPA PM	Contact #2 HISD Manager
Montgomery ES	Jeffrey Tennyson	Lloyd Hart
Petersen ES	Jeffrey Tennyson	Lloyd Hart
Rhoads ES	Jeffrey Tennyson	Lloyd Hart
Ryan MS	Victor Fleming	Lloyd Hart
Sterling HS	Ricky Harrell	Lloyd Hart
Thomas MS	Victor Fleming	Lloyd Hart
Whidby ES	Victor Fleming	Lloyd Hart
Woodson MS	Jeffrey Tennyson	Lloyd Hart
Worthing HS	Victor Fleming	Lloyd Hart
Yates HS	Victor Fleming	Lloyd Hart
Safety/Security	Robert Arizola	Elena Stephens

Johnston, LLC

Austin HS	Bill Moses	Ronny Clark
Burnet ES	Bill Moses	Ronny Clark
Carrillo ES	Dinh Ho	Ronny Clark
Crespo ES	Aaron Noto	Ronny Clark
Davila ES	Aaron Noto	Ronny Clark
Deady MS	Alan Johnston	Ronny Clark
DeZavala ES	Aaron Noto	Ronny Clark
Edison MS	Aaron Noto	Ronny Clark
Furr HS	Dinh Ho	Ronny Clark
Gallegos ES	Alan Johnston	Ronny Clark
Harris, J.R. ES	Dinh Ho	Ronny Clark
Harris, R.P. ES	Alan Johnston	Ronny Clark
Henderson, J.P. ES	Dinh Ho	Ronny Clark
Holland MS	Alan Johnston	Ronny Clark
Jackson MS	Alan Johnston	Ronny Clark
Martinez, R. ES	Alan Johnston	Ronny Clark
McReynolds MS	Bill Moses	Ronny Clark
Oates ES	Dinh Ho	Ronny Clark
Pleasantville ES	Alan Johnston	Ronny Clark
Port Houston ES	Aaron Noto	Ronny Clark
Rusk ES	Aaron Noto	Ronny Clark
Southmayd ES	Alan Johnston	Ronny Clark
Stevenson MS	Alan Johnston	Ronny Clark
Whittier ES	Aaron Noto	Ronny Clark
Athletic Tracks	Dinh Ho	Ronny Clark
Safety/Security Non-CCTV	Dinh Ho	Elena Stephens
Safety/Security CCTV	Alan Johnston	Elena Stephens

CM-PA Project Assignments

2007 Facilities Capital Program

Campus	Contact #1 CMPA PM	Contact #2 HISD Manager
Rice & Gardner Consultants, Inc.		
Anderson ES	John Engle	Ronny Clark
Ashford ES	John Engle	Ronny Clark
Askew ES	John Engle	Ronny Clark
Bellaire HS	Robert Barrera	Ronny Clark
Benavidez ES	Robert Barrera	Ronny Clark
Bush ES	John Engle	Ronny Clark
Foerster ES	Scott Fendrick	Ronny Clark
Fondren MS	John Engle	Ronny Clark
Grady MS	Robert Barrera	Ronny Clark
Johnston MS	Robert Barrera	Ronny Clark
Lee HS	Scott Fendrick	Ronny Clark
Long MS	Scott Fendrick	Ronny Clark
McNamara ES	Robert Barrera	Ronny Clark
Milne ES	John Engle	Ronny Clark
Shadowbriar ES	John Engle	Ronny Clark
Sharpstown HS	Robert Barrera	Ronny Clark
Sutton ES	Robert Barrera	Ronny Clark
Welch MS	Shauna Gagneaux	Ronny Clark
Westbury HS	Robert Barrera	Ronny Clark
White ES	Scott Fendrick	Ronny Clark
Safety/Security	John Conley	Elena Stephens
	Jim Rice	
Turner/ Trevino		
Barrick ES	Stephanie Elliot	Elena Stephens
Burbank MS	Harvey Jones	Elena Stephens
Burrus ES	Mandy Wells	Elena Stephens
Davis HS	Mandy Wells	Elena Stephens
Durkee ES	Jeff Lewis	Elena Stephens
Fonville MS	Stephanie Elliot	Elena Stephens
Henry MS	Stephanie Elliot	Elena Stephens
Herrera ES	Mandy Wells	Elena Stephens
Houston HS	Stephanie Elliot	Elena Stephens
Jefferson ES	Stephanie Elliot	Elena Stephens
Jordan HS	Harvey Jones	Elena Stephens
Kashmere Gardens ES	Harvey Jones	Elena Stephens
Kashmere HS	Harvey Jones	Elena Stephens

CM-PA Project Assignments

2007 Facilities Capital Program

Campus	Contact #1 CMPA PM	Contact #2 HISD Manager
Key MS	Mandy Wells	Elena Stephens
Marshall MS	Mandy Wells	Elena Stephens
Martinez, C. ES	Mandy Wells	Elena Stephens
Northline ES	Harvey Jones	Elena Stephens
Osborne ES	Jeff Lewis	Elena Stephens
Ross ES	Harvey Jones	Elena Stephens
Scarborough ES	Jeff Lewis	Elena Stephens
Washington HS	Mandy Wells	Elena Stephens
Safety/Security	Jeff Lewis	Elena Stephens



CFS Policy for Project Closeout Includes the 60-Day rule

Revised October 2011

1. General

This Construction Services Division policy regarding Project Closeout by Project Managers (PM) in 60 days allows the finalization of a construction contract with both of these criteria:

- A. The PM will issue a Certificate of Substantial Completion (CSC) within 15 days from the established actual Substantial Completion Date (SCD), i.e. when the district assumes full responsibility for the structure; and
- B. The Standard 30 days are allowed for the Contractor to complete any work on the Project's Punch List, which must be attached to the "Certificate of Substantial Completion."
 - i. **DAY 01** – When the PM established the SCD.
 - ii. **On or before DAY 15** – PM prepares CSC, obtains necessary signatures, and submits to GM of Construction Services for final approval.

Keep in mind that the Punch List must be completed at the **agreed time** of between 15 and 30 days maximum. Work that is beyond this time interval requires the signature of the general manager, CFS, or designee.

- iii. **DAY 16** – PM issues CSC. PM prepares Final Closeout Letter to transmit to the Contractor, containing CSC and its Punch List. The letter requests any data to be provided according to the Contract. This allows the Project Closeout to proceed.
- iv. **On or Before DAY 21** – PM prepares a Closeout Request and an accompanying Evaluation of Contractor Compliance. **ON or about Days 30 & 40**, it is the PM's responsibility to follow up on the status of the Closeout Request.
- v. **DAY 46** – PM issues a Certificate of Final completion (CFC). It is approximately 30 days after the issuance of the CSC, and 45 days after the SCD is established.
- vi. **Day 50** – PM completes all work and collects necessary signatures.
- vii. **DAY 60** – PM delivers all Closeout Files pertaining to the Contract to the general manager, Construction Services.

This policy is commits the ownership of a Contract's closeout to the PM. The PM is accountable for Project Closeout.

Issa Dadoush, General Manager, CFS

[illegible]